

MODEL	X63A	
Ø OUTPUT SHAFT	35	mm
APPROXIMATE RATIO	126	
EXACT RATIO	125.82	
OUTPUT SPEED	12	RPM
EXACT OUTPUT SPEED	12	RPM
INPUT POWER	0.55	KW
INPUT ROTATION	1400	RPM
INPUT PAM	80B5	
OUTPUT TORQUE	443.69	N.m
NOMINAL TORQUE	410.00	N.m
NOMINAL POWER	0.51	KW
SERVICE FACTOR	0.93	
DYNAMIC EFFICIENCY	0.94	

#### Oil Quantity (L)

B3/H1	B6/H4	B7/H3	B8/H2	V5/H5	V6/H6
1.8	1.8	1.05	1.7	2.6	1.65

#### Radial and Axial Loads

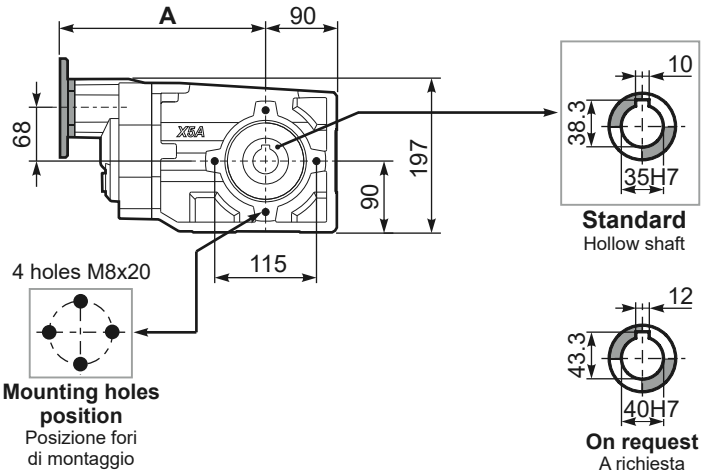
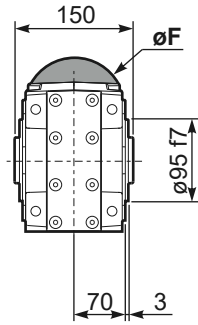


$n_2$ [min-1]	FA [N]	FR [N]
250	600	3000
100	780	3900
50	1140	5700
15	1660	8300

**PX63AC...** Basic Gearbox  
Riduttore base

Gearbox weight **15.98 kg**  
peso riduttore

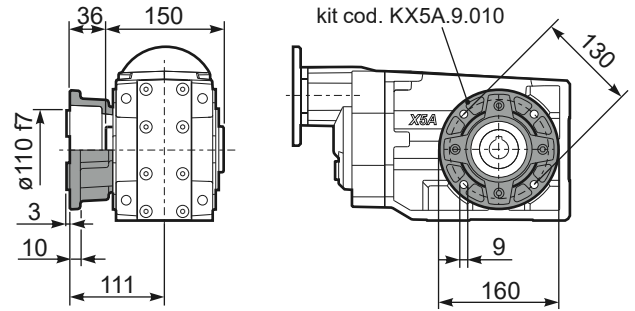
M. flanges	Kit code	øF	A
<b>63B5</b>	K063.4.041	140	265
<b>71B5</b>	K063.4.042	160	263
<b>80/90B5</b>	K063.4.043	200	265
<b>71B14</b>	K063.4.047	105	263
<b>80B14</b>	K063.4.046	120	265
<b>90B14</b>	K063.4.041	140	265



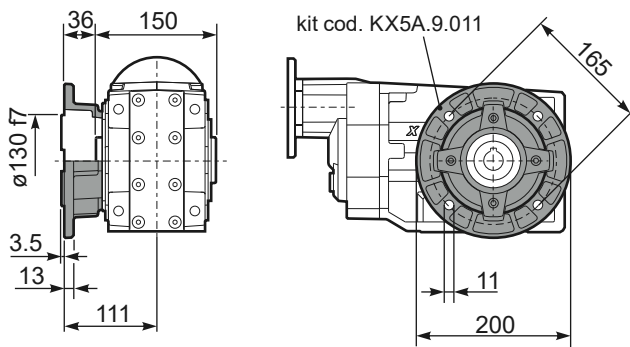
**PX63A...FB..** Feet  
Piedini



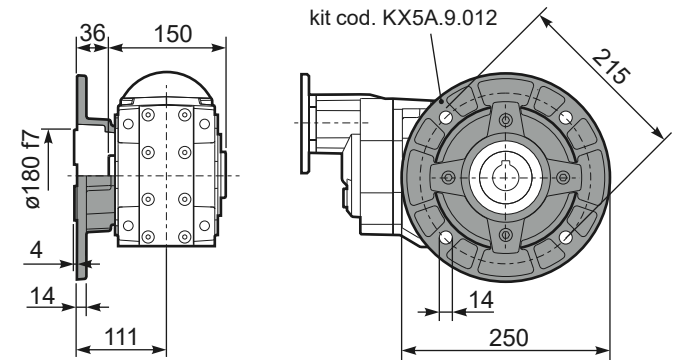
**PX63A...-F2..** Output flange  
Flangia uscita



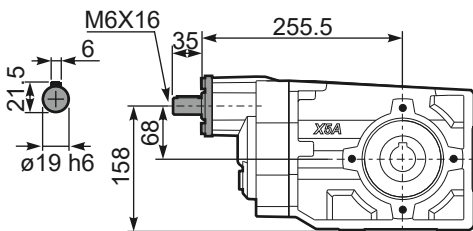
**PX63A...-F3..** Output flange  
Flangia uscita



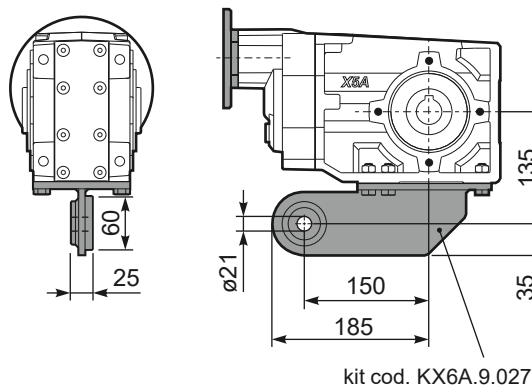
**PX63A...-F4..** Output flange  
Flangia uscita



**RX63A...** Input shaft  
Albero in entrata



**PX63A...BR..** Reaction Arm  
Braccio di reazione



**PX63AA..** Single output shaft  
Albero semplice in uscita

