Technical Data Sheet
Gearbox
UMSG

MODEL	UMSG30	
Ø OUTPUT SHAFT	14	mm
APPROXIMATE RATIO	10	
EXACT RATIO	10.00	
OUTPUT SPEED	146	RPM
EXACT OUTPUT SPEED	146	RPM
INPUT POWER	0.09	KW
INPUT ROTATION	1400	RPM
INPUT PAM	56B5	
OUTPUT TORQUE	5.03	N.m
NOMINAL TORQUE	17.90	N.m
NOMINAL POWER	0.32	KW
SERVICE FACTOR	3.56	
DYNAMIC EFFICIENCY	0.82	



Oil Quantity (L)

B3/H1	B6/H4	B7/H3	B8/H2	V5/H5	V6/H6
0.05	0.05	0.05	0.05	0.05	0.05

Radial and Axial Loads

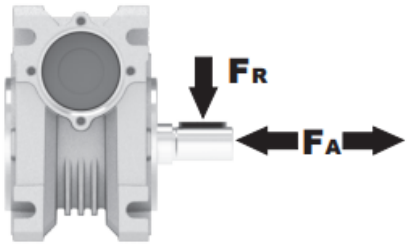

n_2 [min-1]	FA [N]	FR [N]
200	120	600
100	160	800
50	200	1000
15	280	1400

Universal Motors S.A.
Rua Comendador Brandão, 484
4495-375 Póvoa de Varzim
geral@universalmotors.pt
TEL.: 252 299 080

Universal Motors UK, Ltd
Unit E2, Meltham Mills Road
West Yorkshire HD9 4AR
enquiries@universalmotors-group.co.uk
TEL.: +44(0) 1484660222

Universal Motors SL
C/La Habana n.6 nave 4 Pl Camporroso
28806 Alcala de Henares
info@universalmotors-group.es
TEL.: 918 864 213

3D dimensions UMSG30

Basic wormbox

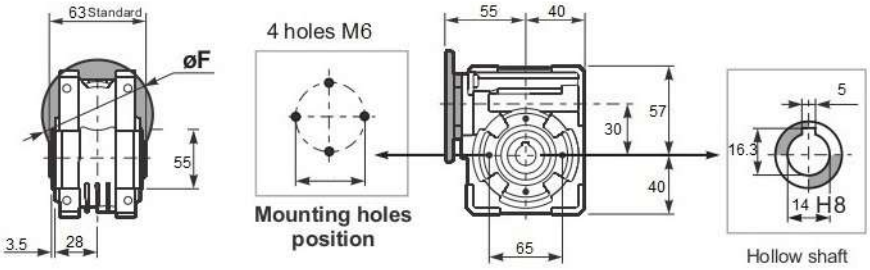

Square flange FA

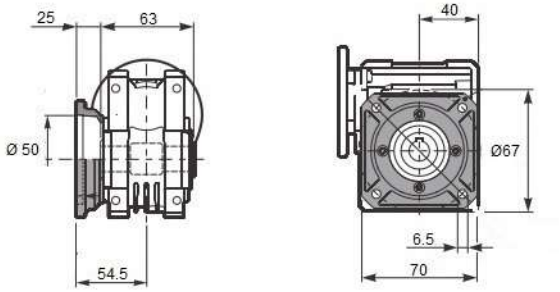

Single Shaft

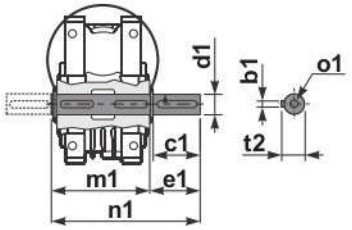

b1	c1	d1	e1	m1	n1	t2	o1
5	30	14	32.5	63	102	16	M6

Feet

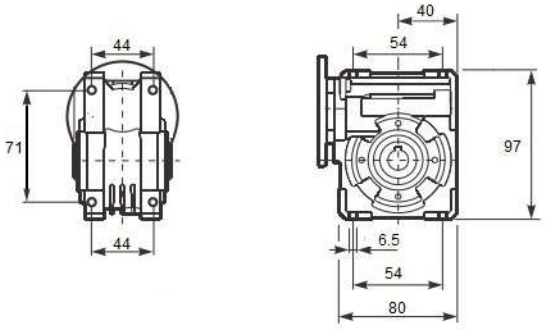

Reaction arm

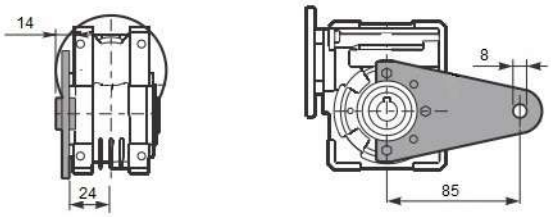

1400 rpm	N2	Relação	P1	FS	P1n	M2	Rend.	Fr max	Veio		Flanges de entrada			
	rpm	i	kW		kW	Nm	%	N	Entrada	Saída	56	63		
UMSG30	187	7,5	0,25	1,6	0,41	18	0,85	683	11	14	B14/B5	B14/B5		
	140	10	0,25	1,3	0,32	18	0,82	752			B14/B5	B14/B5		
	93	15	0,25	0,9	0,23	18	0,77	861			B14/B5	B14/B5		
	70	20	0,18	1,0	0,18	18	0,73	948			B14/B5	B14/B5		
	56	25	0,18	1,0	0,18	20	0,68	1021			B14/B5	B14/B5		
	47	30	0,18	0,8	0,15	20	0,65	1085			B14/B5	B14/B5		
	35	40	0,12	0,9	0,11	18	0,59	1194			B14/B5	B14/B5		
	28	50	0,09	1,0	0,09	17	0,55	1286			B14/B5	B14/B5		
	23	60	0,09	0,9	0,08	16	0,51	1367	9		B14/B5			
	18	80	0,06	0,8	0,05	12	0,44	1504			B14/B5			