Technical Data Sheet
Gearbox
UMSG

| | | |
|---|---|---|
| MODEL | UMSG30 | |
| Ø OUTPUT SHAFT | 14 | mm |
| APPROXIMATE RATIO | 25 | |
| EXACT RATIO | 25.00 | |
| OUTPUT SPEED | 58 | RPM |
| EXACT OUTPUT SPEED | 58 | RPM |
| INPUT POWER | 0.09 | KW |
| INPUT ROTATION | 1400 | RPM |
| INPUT PAM | 56B5 | |
| OUTPUT TORQUE | 10.44 | N.m |
| NOMINAL TORQUE | 20.87 | N.m |
| NOMINAL POWER | 0.18 | KW |
| SERVICE FACTOR | 2.00 | |
| DYNAMIC EFFICIENCY | 0.68 | |



## Oil Quantity (L)

| B3/H1 | B6/H4 | B7/H3 | B8/H2 | V5/H5 | V6/H6 |
|---|---|---|---|---|---|
| 0.05 | 0.05 | 0.05 | 0.05 | 0.05 | 0.05 |

## Radial and Axial Loads

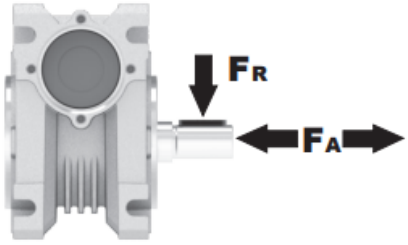


| $n_2$ [min-1] | FA [N] | FR [N] |
|---|---|---|
| 200 | 120 | 600 |
| 100 | 160 | 800 |
| 50 | 200 | 1000 |
| 15 | 280 | 1400 |

Universal Motors S.A.
Rua Comendador Brandão, 484
4495-375 Póvoa de Varzim
geral@universalmotors.pt
TEL.: 252 299 080

Universal Motors UK, Ltd
Unit E2, Meltham Mills Road
West Yorkshire HD9 4AR
enquiries@universalmotors-group.co.uk
TEL.: +44(0) 1484660222

Universal Motors SL
C/La Habana n.6 nave 4 Pl Camporroso
28806 Alcala de Henares
info@universalmotors-group.es
TEL.: 918 864 213

# 3D dimensions UMSG30

## Basic wormbox

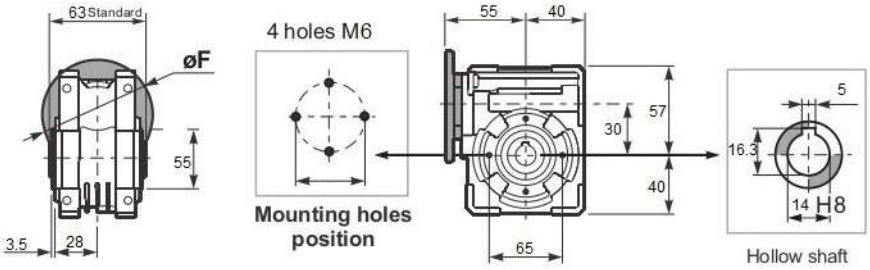


## Square flange FA

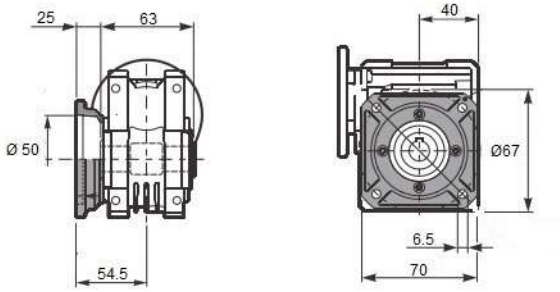


## Single Shaft

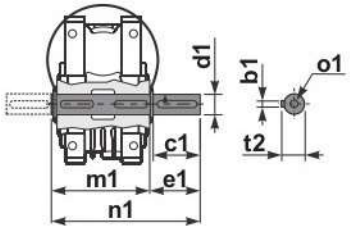


| b1 | c1 | d1 | e1 | m1 | n1 | t2 | o1 |
|---|---|---|---|---|---|---|---|
| 5 | 30 | 14 | 32.5 | 63 | 102 | 16 | M6 |

## Feet

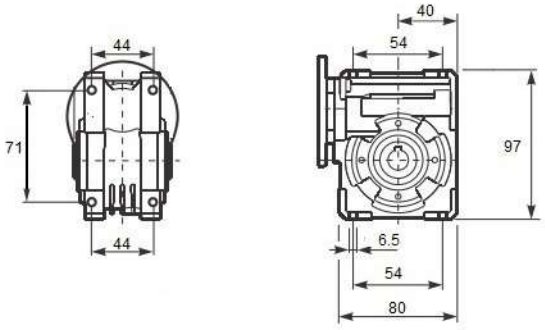


## Reaction arm

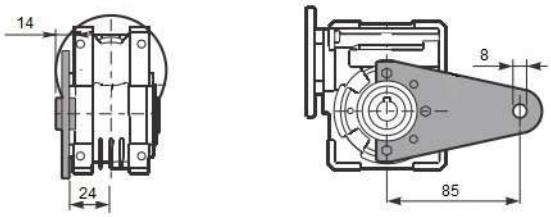


| 1400 rpm | N2 | Relação | P1 | FS | P1n | M2 | Rend. | Fr max | Veio | | Flanges de entrada | | | |
|---|---|---|---|---|---|---|---|---|---|---|---|---|---|---|
| | rpm | i | kW | | kW | Nm | % | N | Entrada | Saída | 56 | 63 | | |
| UMSG30 | 187 | 7,5 | 0,25 | 1,6 | 0,41 | 18 | 0,85 | 683 | 11 | 14 | B14/B5 | B14/B5 | | |
| | 140 | 10 | 0,25 | 1,3 | 0,32 | 18 | 0,82 | 752 | | | B14/B5 | B14/B5 | | |
| | 93 | 15 | 0,25 | 0,9 | 0,23 | 18 | 0,77 | 861 | | | B14/B5 | B14/B5 | | |
| | 70 | 20 | 0,18 | 1,0 | 0,18 | 18 | 0,73 | 948 | | | B14/B5 | B14/B5 | | |
| | 56 | 25 | 0,18 | 1,0 | 0,18 | 20 | 0,68 | 1021 | | | B14/B5 | B14/B5 | | |
| | 47 | 30 | 0,18 | 0,8 | 0,15 | 20 | 0,65 | 1085 | | | B14/B5 | B14/B5 | | |
| | 35 | 40 | 0,12 | 0,9 | 0,11 | 18 | 0,59 | 1194 | | | B14/B5 | B14/B5 | | |
| | 28 | 50 | 0,09 | 1,0 | 0,09 | 17 | 0,55 | 1286 | | | B14/B5 | B14/B5 | | |
| | 23 | 60 | 0,09 | 0,9 | 0,08 | 16 | 0,51 | 1367 | 9 | | B14/B5 | | | |
| | 18 | 80 | 0,06 | 0,8 | 0,05 | 12 | 0,44 | 1504 | | | B14/B5 | | | |