Technical Data Sheet
Gearbox
UMSG

MODEL	UMSG40	
Ø OUTPUT SHAFT	18	mm
APPROXIMATE RATIO	50	
EXACT RATIO	50.00	
OUTPUT SPEED	29	RPM
EXACT OUTPUT SPEED	29	RPM
INPUT POWER	0.09	KW
INPUT ROTATION	1400	RPM
INPUT PAM	56B5	
OUTPUT TORQUE	19.03	N.m
NOMINAL TORQUE	38.06	N.m
NOMINAL POWER	0.18	KW
SERVICE FACTOR	2.00	
DYNAMIC EFFICIENCY	0.62	



Oil Quantity (L)

B3/H1	B6/H4	B7/H3	B8/H2	V5/H5	V6/H6
0.1	0.1	0.1	0.1	0.1	0.1

Radial and Axial Loads

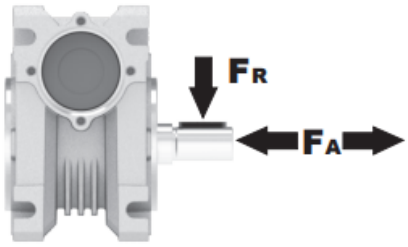

n_2 [min-1]	FA [N]	FR [N]
200	180	900
100	220	1100
50	260	1400
15	400	2000

Universal Motors S.A.
Rua Comendador Brandão, 484
4495-375 Póvoa de Varzim
geral@universalmotors.pt
TEL.: 252 299 080

Universal Motors UK, Ltd
Unit E2, Meltham Mills Road
West Yorkshire HD9 4AR
enquiries@universalmotors-group.co.uk
TEL.: +44(0) 1484660222

Universal Motors SL
C/La Habana n.6 nave 4 Pl Camporroso
28806 Alcala de Henares
info@universalmotors-group.es
TEL.: 918 864 213

3D dimensions UMSG40

Basic wormbox

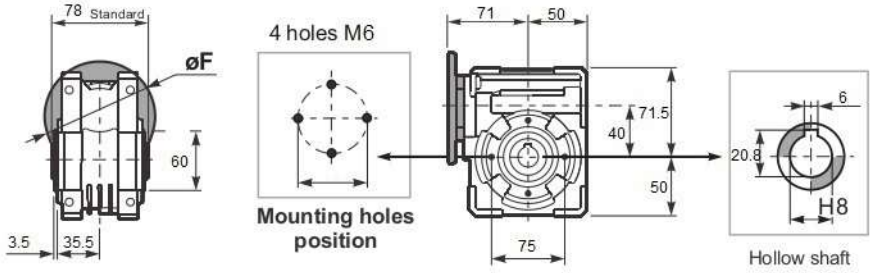

Square flange **FA**

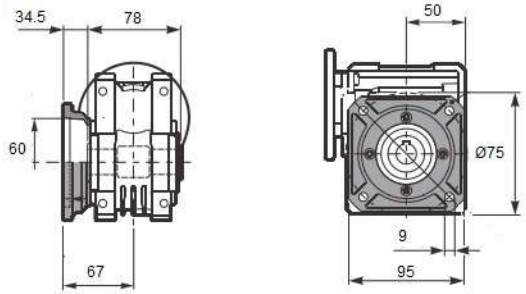

Square flange **FB**

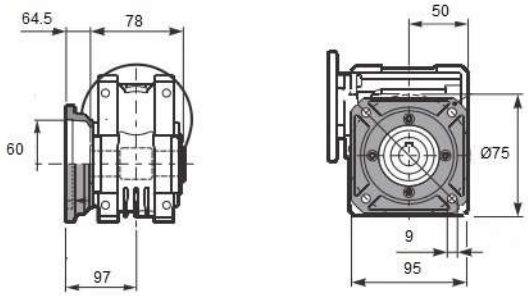

Feet

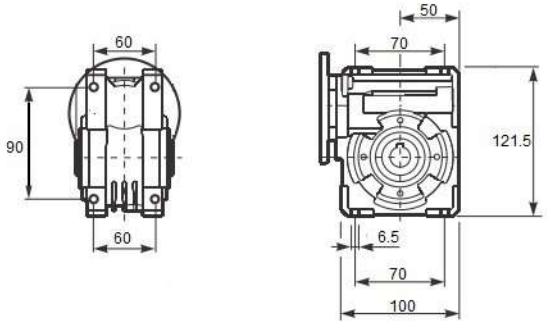

Reaction arm

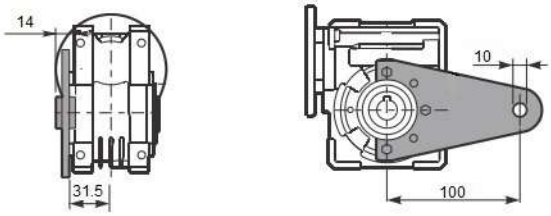

Single Shaft

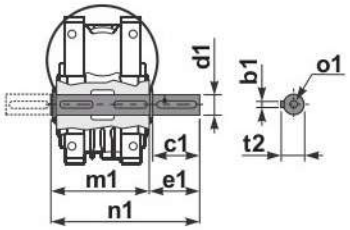

b1	c1	d1	e1	m1	n1	t2	o1
6	40	18	43	78	128	20.5	M6

1400 rpm	N2	Relação	P1	FS	P1n	M2	Rend.	Fr max	Veio		Flanges de entrada		
	rpm	i	kW		kW	Nm	%	N	Entrada	Saída	56	63	71
UMSG40	187	7,5	0,55	1,6	0,9	40	0,87	1315	14	18		B14/B5	B14/B5
	140	10	0,55	1,3	0,69	40	0,85	1447				B14/B5	B14/B5
	93	15	0,55	0,9	0,48	39	0,82	1657				B14/B5	B14/B5
	70	20	0,37	1,0	0,37	39	0,78	1824				B14/B5	B14/B5
	56	25	0,25	1,2	0,3	38	0,75	1964				B14/B5	B14/B5
	47	30	0,25	1,2	0,31	44	0,7	2087				B14/B5	B14/B5
	35	40	0,25	0,9	0,23	41	0,65	2298				B14/B5	B14/B5
	28	50	0,18	1,0	0,18	37	0,62	2475	11		B14/B5	B14/B5	
	23	60	0,12	1,3	0,15	35	0,58	2630			B14/B5	B14/B5	
	18	80	0,12	1,0	0,12	33	0,52	2895			B14/B5	B14/B5	
	14	100	0,09	1,0	0,09	29	0,47	3118			B14/B5	B14/B5	