Technical Data Sheet
Gearbox
UMSG

MODEL	UMSG50	
Ø OUTPUT SHAFT	25	mm
APPROXIMATE RATIO	15	
EXACT RATIO	15.00	
OUTPUT SPEED	97	RPM
EXACT OUTPUT SPEED	97	RPM
INPUT POWER	1.10	KW
INPUT ROTATION	1400	RPM
INPUT PAM	80B5	
OUTPUT TORQUE	92.29	N.m
NOMINAL TORQUE	73.83	N.m
NOMINAL POWER	0.88	KW
SERVICE FACTOR	0.80	
DYNAMIC EFFICIENCY	0.82	



Oil Quantity (L)

B3/H1	B6/H4	B7/H3	B8/H2	V5/H5	V6/H6
0.15	0.15	0.15	0.15	0.15	0.15

Radial and Axial Loads

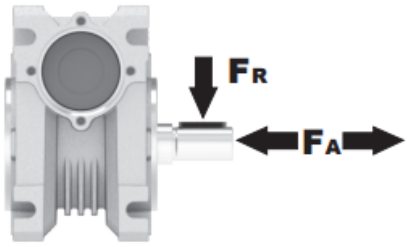

n_2 [min-1]	FA [N]	FR [N]
200	240	1200
100	300	1500
50	380	1900
15	560	2800

Universal Motors S.A.
Rua Comendador Brandão, 484
4495-375 Póvoa de Varzim
geral@universalmotors.pt
TEL.: 252 299 080

Universal Motors UK, Ltd
Unit E2, Meltham Mills Road
West Yorkshire HD9 4AR
enquiries@universalmotors-group.co.uk
TEL.: +44(0) 1484660222

Universal Motors SL
C/La Habana n.6 nave 4 Pl Camporroso
28806 Alcala de Henares
info@universalmotors-group.es
TEL.: 918 864 213

3D dimensions UMSG50

Basic wormbox

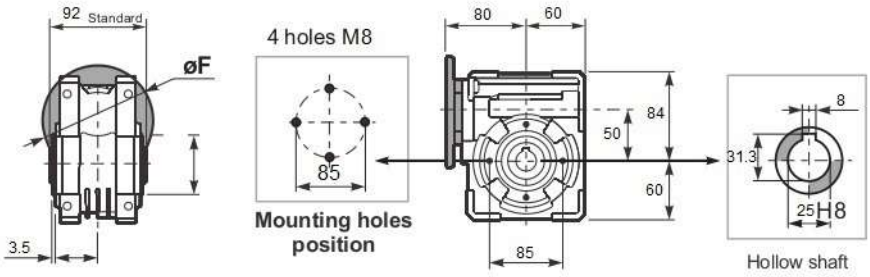

Square flange **FA**

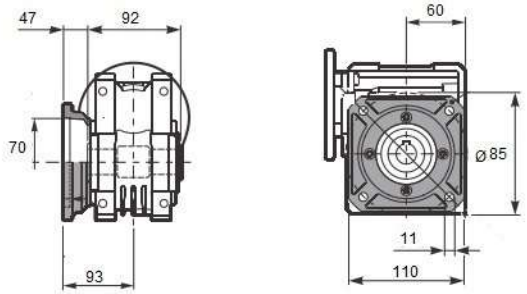

Square flange **FB**

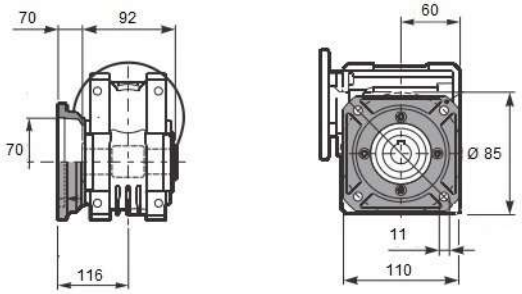

Feet

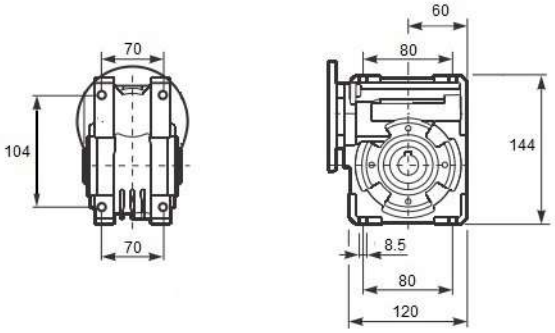

Reaction arm

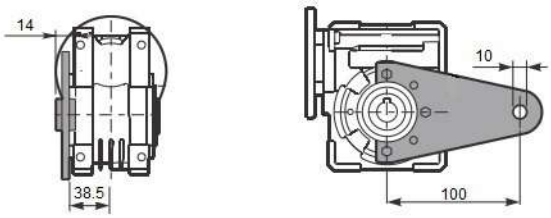

Single Shaft

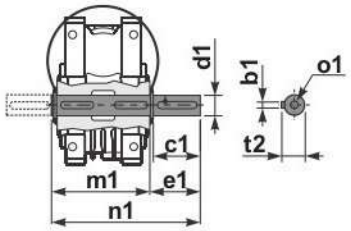

b1	c1	d1	e1	m1	n1	t2	o1
8	50	25	53.5	92	153	28	M10

1400 rpm	N2	Relação	P1	FS	P1n	M2	Rend.	Fr max	Veio		Flanges de entrada			
	rpm	i	kW		kW	Nm	%	N	Entrada	Saída	63	71	80	
UMSG50	187	7,5	1,1	1,5	1,6	71	0,88	1805	19	25		B14/B5	B14/B5	
	140	10	1,1	1,1	1,2	70	0,86	1987				B14/B5	B14/B5	
	93	15	0,75	1,2	0,88	73	0,82	2274				B14/B5	B14/B5	
	70	20	0,75	0,9	0,68	72	0,79	2503				B14/B5	B14/B5	
	56	25	0,55	1,0	0,54	69	0,76	2696				B14/B5	B14/B5	
	47	30	0,55	1,0	0,57	83	0,72	2865				B14/B5	B14/B5	
	35	40	0,37	1,1	0,42	77	0,67	3153	14			B14/B5		
	28	50	0,37	0,9	0,34	73	0,63	3397			B14/B5	B14/B5		
	23	60	0,25	1,1	0,28	68	0,59	3610			B14/B5	B14/B5		
	18	80	0,25	0,9	0,22	64	0,53	3973			B14/B5	B14/B5		
	14	100	0,18	1,0	0,18	52	0,49	4280	11		B14/B5			