

MODEL	UMSG50	
Ø OUTPUT SHAFT	25	mm
APPROXIMATE RATIO	20	
EXACT RATIO	20.00	
OUTPUT SPEED	73	RPM
EXACT OUTPUT SPEED	73	RPM
INPUT POWER	0.75	KW
INPUT ROTATION	1400	RPM
INPUT PAM	80B5	
OUTPUT TORQUE	80.83	N.m
NOMINAL TORQUE	73.28	N.m
NOMINAL POWER	0.68	KW
SERVICE FACTOR	0.91	
DYNAMIC EFFICIENCY	0.79	



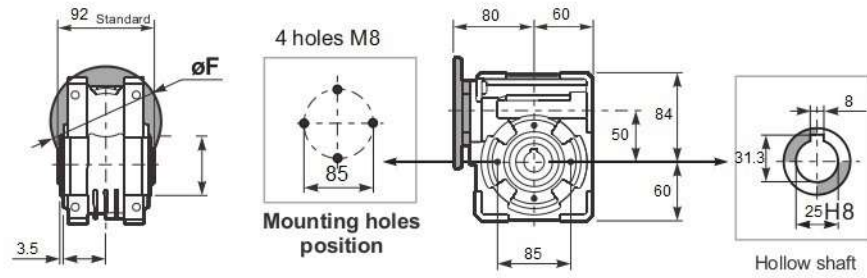
Oil Quantity (L)

B3/H1	B6/H4	B7/H3	B8/H2	V5/H5	V6/H6
0.15	0.15	0.15	0.15	0.15	0.15

Radial and Axial Loads



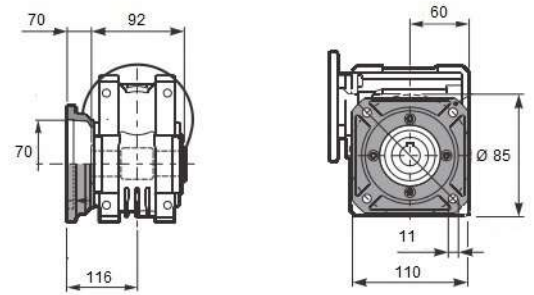
n_2 [min ⁻¹]	FA [N]	FR [N]
200	240	1200
100	300	1500
50	380	1900
15	560	2800



Square flange FA



Square flange FB



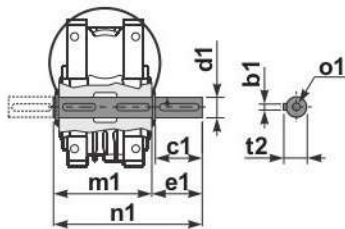
Feet



Reaction arm



Single Shaft



b1	c1	d1	e1	m1	n1	t2	$\phi 1$
8	50	25	53.5	92	153	28	M10

1400 rpm	N2	Relação	P1	FS	P1n	M2	Rend.	Fr max	Veio		Flanges de entrada		
	rpm	i	kW		kW	Nm	%	N	Entrada	Saída	63	71	80
UMSG50	187	7,5	1,1	1,5	1,6	71	0,88	1805	19	25		B14/B5	B14/B5
	140	10	1,1	1,1	1,2	70	0,86	1987			B14/B5	B14/B5	
	93	15	0,75	1,2	0,88	73	0,82	2274			B14/B5	B14/B5	
	70	20	0,75	0,9	0,68	72	0,79	2503			B14/B5	B14/B5	
	56	25	0,55	1,0	0,54	69	0,76	2696			B14/B5	B14/B5	
	47	30	0,55	1,0	0,57	83	0,72	2865			B14/B5	B14/B5	
	35	40	0,37	1,1	0,42	77	0,67	3153			B14/B5		
	28	50	0,37	0,9	0,34	73	0,63	3397	B14/B5		B14/B5		
	23	60	0,25	1,1	0,28	68	0,59	3610	B14/B5		B14/B5		
	18	80	0,25	0,9	0,22	64	0,53	3973	B14/B5		B14/B5		
	14	100	0,18	1,0	0,18	52	0,49	4280	11		B14/B5		