Technical Data Sheet
Gearbox
UMSG

| | | |
|---|---|---|
| MODEL | UMSG75 | |
| Ø OUTPUT SHAFT | 28 | mm |
| APPROXIMATE RATIO | 60 | |
| EXACT RATIO | 60.00 | |
| OUTPUT SPEED | 24 | RPM |
| EXACT OUTPUT SPEED | 24 | RPM |
| INPUT POWER | 0.75 | KW |
| INPUT ROTATION | 1400 | RPM |
| INPUT PAM | 80B5 | |
| OUTPUT TORQUE | 199.51 | N.m |
| NOMINAL TORQUE | 199.51 | N.m |
| NOMINAL POWER | 0.75 | KW |
| SERVICE FACTOR | 1.00 | |
| DYNAMIC EFFICIENCY | 0.65 | |



## Oil Quantity (L)

| B3/H1 | B6/H4 | B7/H3 | B8/H2 | V5/H5 | V6/H6 |
|---|---|---|---|---|---|
| 0.5 | 0.5 | 0.5 | 0.5 | 0.5 | 0.5 |

## Radial and Axial Loads

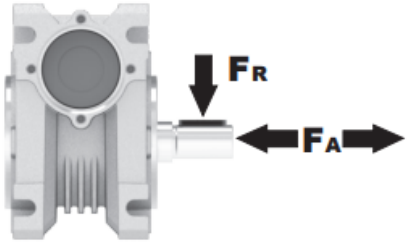


| $n_2$ [min-1] | FA [N] | FR [N] |
|---|---|---|
| 200 | 460 | 2300 |
| 100 | 560 | 2800 |
| 50 | 720 | 3600 |
| 15 | 1000 | 5000 |

Universal Motors S.A.
Rua Comendador Brandão, 484
4495-375 Póvoa de Varzim
geral@universalmotors.pt
TEL.: 252 299 080

Universal Motors UK, Ltd
Unit E2, Meltham Mills Road
West Yorkshire HD9 4AR
enquiries@universalmotors-group.co.uk
TEL.: +44(0) 1484660222

Universal Motors SL
C/La Habana n.6 nave 4 Pl Camporroso
28806 Alcala de Henares
info@universalmotors-group.es
TEL.: 918 864 213

# 3D dimensions UMSG75

Basic wormbox

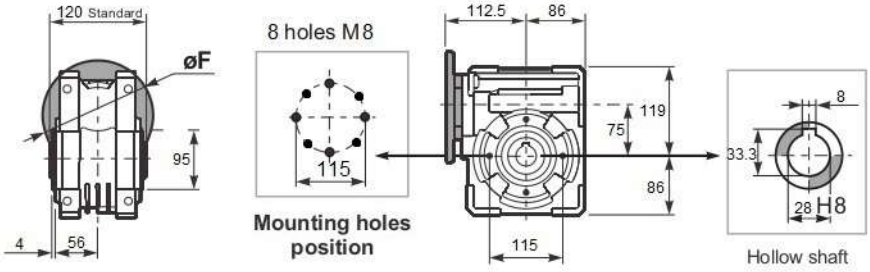


Square flange **FA**

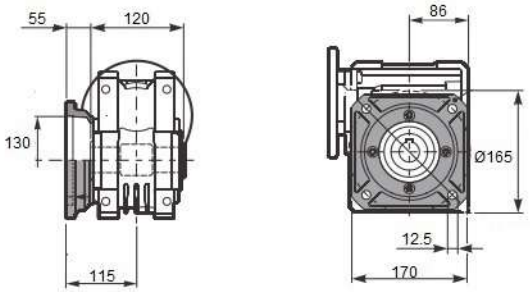


Round flange **FB**

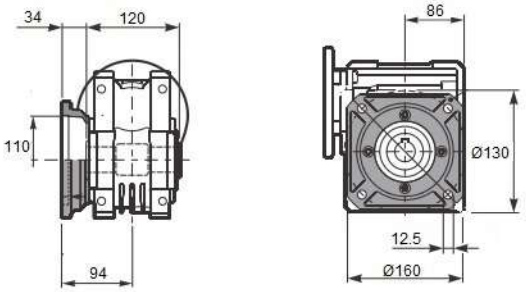


Feet

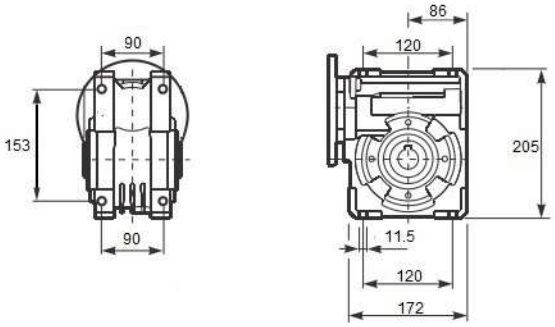


Reaction arm

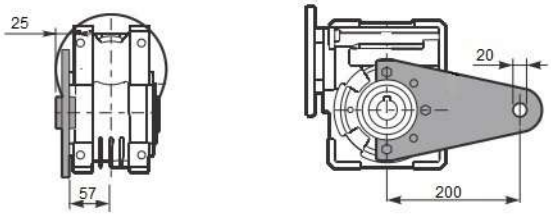


Single Shaft

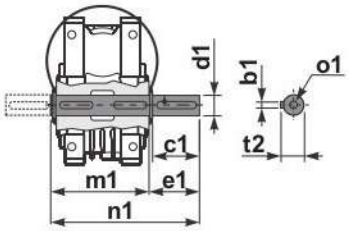


| b1 | c1 | d1 | e1 | m1 | n1 | t2 | o1 |
|---|---|---|---|---|---|---|---|
| 8 | 60 | 28 | 63.5 | 120 | 192 | 31 | M10 |

| 1400 rpm | N2 | Relação | P1 | FS | P1n | M2 | Rend. | Fr max | Veio | | Flanges de entrada | | | |
|---|---|---|---|---|---|---|---|---|---|---|---|---|---|---|
| | rpm | i | kW | | kW | Nm | % | N | Entrada | Saída | 71 | 80 | 90 | 100/112 |
| UMSG75 | 187 | 7,5 | 4 | 1,0 | 4,1 | 185 | 0,89 | 2785 | 28 | 28 | | | B14/B5 | B14/B5 |
| | 140 | 10 | 3 | 1,1 | 3,2 | 190 | 0,88 | 3065 | | | | | B14/B5 | B14/B5 |
| | 93 | 15 | 2,2 | 1,0 | 2,3 | 198 | 0,85 | 3509 | | | | | B14/B5 | B14/B5 |
| | 70 | 20 | 1,5 | 1,3 | 1,9 | 210 | 0,82 | 3862 | 24 | | | B14/B5 | B14/B5 | |
| | 56 | 25 | 1,5 | 1,0 | 1,5 | 202 | 0,8 | 4160 | | | | B14/B5 | B14/B5 | |
| | 47 | 30 | 1,5 | 1,0 | 1,5 | 233 | 0,76 | 4421 | | | | B14/B5 | B14/B5 | |
| | 35 | 40 | 1,1 | 1,0 | 1,1 | 216 | 0,72 | 4865 | | | | B14/B5 | B14/B5 | |
| | 28 | 50 | 0,75 | 1,2 | 0,89 | 206 | 0,69 | 5241 | 19 | | B5 | B14/B5 | | |
| | 23 | 60 | 0,75 | 1,0 | 0,75 | 197 | 0,65 | 5569 | | | B5 | B14/B5 | | |
| | 18 | 80 | 0,55 | 1,1 | 0,58 | 197 | 0,6 | 6130 | | | B5 | B14/B5 | | |
| | 14 | 100 | 0,37 | 1,3 | 0,48 | 180 | 0,55 | 6603 | 14 | | B5 | B14/B5 | | |