

MODEL	UMSG110	
Ø OUTPUT SHAFT	42	mm
APPROXIMATE RATIO	20	
EXACT RATIO	20.00	
OUTPUT SPEED	73	RPM
EXACT OUTPUT SPEED	73	RPM
INPUT POWER	5.50	KW
INPUT ROTATION	1400	RPM
INPUT PAM	132B14	
OUTPUT TORQUE	637.76	N.m
NOMINAL TORQUE	649.35	N.m
NOMINAL POWER	5.6	KW
SERVICE FACTOR	1.02	
DYNAMIC EFFICIENCY	0.85	



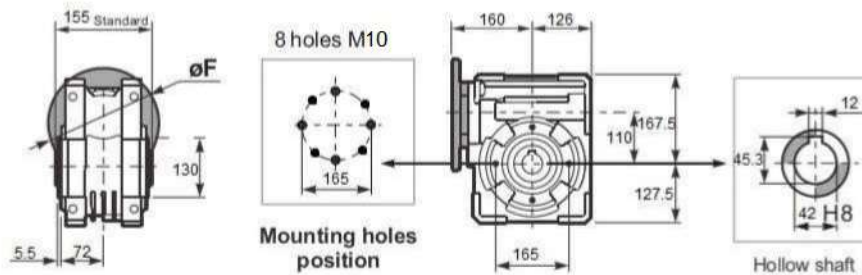
Oil Quantity (L)

B3/H1	B6/H4	B7/H3	B8/H2	V5/H5	V6/H6
3	2.5	2.5	2.2	3	2.2

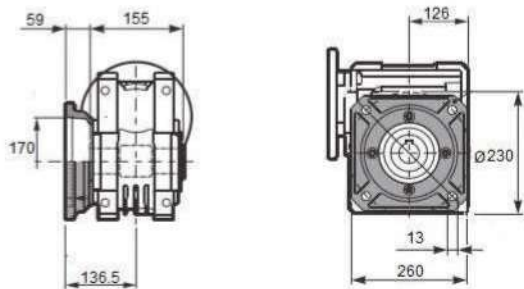
Radial and Axial Loads



n_2 [min ⁻¹]	FA [N]	FR [N]
200	600	2900
100	750	3600
50	920	4600
15	1400	7000



Square flange FA



Single Shaft

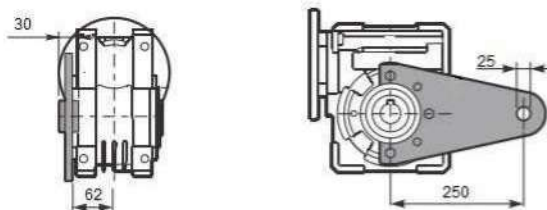


b1	c1	d1	e1	m1	n1	t2	o1
12	80	42	84.5	155	249	45	M16

Feet



Reaction arm



1400 rpm	N2	Relação	P1	F5	P1n	M2	Rend.	Fr max	Veio		Flanges de entrada			
	rpm	i	kW		kW	Nm	%	N	Entrada	Saída	80	90	100/112	132
UMSG110	187	7,5	7,5	1,6	12	546	0,9	3893	38				B14/B5	B14/B5
	140	10	7,5	1,3	9,8	588	0,89	4285					B14/B5	B14/B5
	93	15	7,5	1,0	7,5	660	0,86	4905					B14/B5	B14/B5
	70	20	5,5	1,0	5,6	649	0,85	5399					B14/B5	B14/B5
	56	25	5,5	1,0	5,7	665	0,84	5816	28	42			B14/B5	B14/B5
	47	30	4,0	1,1	4,5	727	0,79	6181					B14/B5	B14/B5
	35	40	3,0	1,1	3,3	693	0,78	6803					B14/B5	B14/B5
	28	50	2,2	1,2	2,6	656	0,75	7325					B14/B5	B14/B5
	23	60	1,5	1,4	2,1	620	0,72	7787	24				B14/B5	B14/B5
	18	80	1,5	0,9	1,4	512	0,67	8571					B5	B14/B5
	14	100	1,1	1,0	1,1	473	0,63	9232					B5	B14/B5