

MODEL	UMSG130	
Ø OUTPUT SHAFT	45	mm
APPROXIMATE RATIO	15	
EXACT RATIO	15.00	
OUTPUT SPEED	97	RPM
EXACT OUTPUT SPEED	97	RPM
INPUT POWER	5.50	KW
INPUT ROTATION	1400	RPM
INPUT PAM	132B5	
OUTPUT TORQUE	489.57	N.m
NOMINAL TORQUE	916.83	N.m
NOMINAL POWER	10.3	KW
SERVICE FACTOR	1.87	
DYNAMIC EFFICIENCY	0.87	



#### Oil Quantity (L)

B3/H1	B6/H4	B7/H3	B8/H2	V5/H5	V6/H6
4.5	3.5	3.5	3.3	4.5	3.3

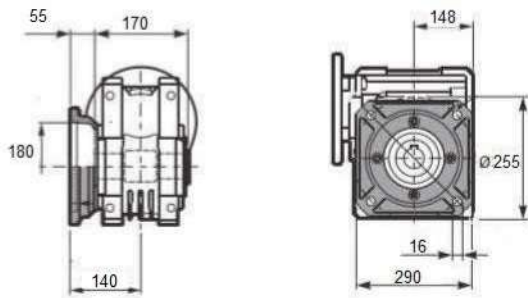
#### Radial and Axial Loads



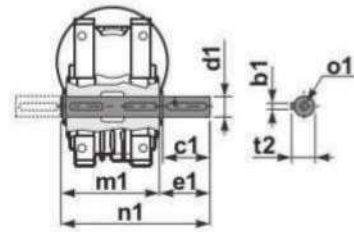
$n_2$ [min <sup>-1</sup> ]	FA [N]	FR [N]
200	960	4800
100	1240	6200
50	1560	7800
15	2400	12000



### Square flange FA

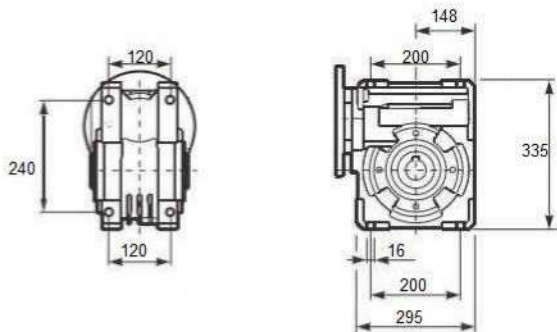


### Single Shaft



b1	c1	d1	e1	m1	n1	t2	o1
14	80	45	85	170	265	48.5	M16

### Feet



### Reaction arm

