Ficha Técnica
Reductor de velocidad
SIN-FIN CORONA REDONDO

MODELO	063	
Ø EJE DE SALIDA	25	mm
RELACIÓN APROXIMADA	35	
RELACIÓN EXACTA	36.00	
VELOCIDAD DE SALIDA	42	RPM
VELOCIDAD DE SALIDA EXACTA	41	RPM
POTENCIA DE ENTRADA	0.55	KW
ROTACIÓN DE ENTRADA	1400	RPM
PAM DE ENTRADA	80B14	
PAR DE SALIDA	91.84	N.m
PAR NOMINAL	147.00	N.m
POTENCIA NOMINAL	0.88	KW
FACTOR DE SERVICIO	1.60	
EFICIENCIA DINÁMICA	0.68	



Cantidad de Aceite (L)

B3/H1	B6/H4	B7/H3	B8/H2	V5/H5	V6/H6
0.4	0.4	0.4	0.4	0.4	0.4

Cargas Radiales y Axiales

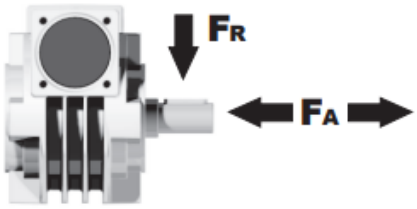

n_2 [min-1]	FA [N]	FR [N]
200	360	1800
100	460	2300
50	600	3000
15	800	4000

Universal Motors S.A.
Rua Comendador Brandão, 484
4495-375 Póvoa de Varzim
geral@universalmotors.pt
TEL.: 252 299 080

Universal Motors UK, Ltd
Unit E2, Meltham Mills Road
West Yorkshire HD9 4AR
enquiries@universalmotors-group.co.uk
TEL.: +44(0) 1484660222

Universal Motors SL
C/La Habana n.6 nave 4 PI Camporroso
28806 Alcala de Henares
info@universalmotors-group.es
TEL.: 918 864 213

1

▪ QUICK SELECTION / Selezione veloce

input speed (n_1) = 1400 min^{-1}

Output Speed n_2 [min^{-1}]	Ratio i	Motor power P_{1M} [kW]	Output torque M_{2M} [Nm]	Service factor f.s.	Nominal power P_{1R} [kW]	Nominal torque M_{2R} [Nm]	Available B5 motor flanges -B 63	-C 71	-D 80	-E 90	Available B14 motor flanges -Q 71	-R 80	-T 90	Dynamic efficiency RD	Tooth Module [mm]	Ratios code
200	**7**	1.8	71	1.8	**3.2**	**125**		**B**	**B**		**B**-C	**B**-C		83	3.1	01
140	**10**	1.8	99	1.4	**2.4**	**134**		**B**	**B**		**B**-C	**B**-C		81	3.1	02
93	**15**	1.5	121	1.1	**1.7**	**138**		**B**	**B**		**B**-C	**B**-C		79	3.1	03
74	**19**	1.1	111	1.2	**1.4**	**138**		**B**	**B**		**B**-C	**B**-C		78	2.6	04
58	**24**	1.1	135	1.0	**1.2**	**142**		**B**	**B**		**B**-C	**B**-C		75	2.0	05
47	**30**	1.1	167	0.9	**0.96**	**146**		**B**	**B**		**B**-C	**B**-C		74	3.2	06
39	**36**	0.75	125	1.2	**0.88**	**147**		**B**	**B**		**B**-C	**B**-C		68	2.7	07
35	**40**	0.75	135	1.0	**0.78**	**140**		**B**	**B**		**B**-C	**B**-C		66	2.5	13
31	**45**	0.55	111	1.2	**0.67**	**135**	B	**B**			**B**-C	C		66	2.1	08
23	**60**	0.55	140	0.9	**0.51**	**130**	B	**B**			**B**-C	C		62	1.6	12
21	**67**	0.55	151	0.8	**0.45**	**124**	B	**B**			**B**-C	C		60	1.5	09
17.5	**80**	0.37	115	1.0	**0.38**	**119**	B	**B**			**B**-C	C		57	1.3	10
14.9	**94**	0.37	123	1.0	**0.36**	**119**	B	**B**			**B**-C	C		52	1.1	11

Motor Flanges Available Flange Motore Disponibili

B) **Supplied with Reduction Bushing** Fornito con Bussola di Riduzione

B) Available on Request without reduction bushing Disponibile a Richiesta senza Bussola di Riduzione

C) **Motor Flange Holes Position** Posizione Fori Flangia Motore

EN Unit **063** is supplied with synthetic oil, providing "long life" lubrication. For mounting position V5-V6 please contact us.
See table 1 for lubrication and recommended quantity.
In table 2 please see possible radial loads and axial loads on the gearbox.

I Il riduttore tipo **063** viene fornito lubrificato a vita con olio sintetico. Per posizioni V5-V6 contattare il ns. servizio tecnico.
Vedi tab.1 per oli e quantità consigliati.
In tab.2 sono presenti i carichi radiali e assiali applicabili al riduttore.

D Für die Lebensdauerschmierung ist das Getriebe der Größe **063** mit synthetischem Öl befüllt.
Bei Einbaulage V5 oder V6 bitten wir um Rücksprache.
In Tabelle 1 ist die Schmiermenge und das empfohlene Schmiermittel angegeben.
In Tabelle 2 sind die zulässigen Radial - und Axialbelastungen des Getriebes aufgeführt.

F Le réducteur de type **063** est fourni lubrifié à vie avec de l'huile synthétique. Concernant les positions V5.V6, contactez notre service d'assistance technique.
Voir tableau 1 concernant les huiles et les quantités conseillées.
Les charges radiales et axiales applicables au réducteur sont précisées dans le tableau 2.

E El reductor tamaño **063** se suministra, lubricado de por vida con aceite sintético. Para las posiciones V5 y V6 contactar con nuestro servicio técnico.
Ver tabla 1, para cantidades y aceites recomendados.
En la tabla 2, se encuentran las cargas radiales y axiales admitidas por el reductor.

▪ LUBRICATION 063 Oil Quantity 0.40 Lt.

SHELL Omala S4 WE 320	**ENI** Telium VSF 320

For all details on lubrication and plugs check our website **tab. 1**
Per maggiori dettagli su lubrificazione e tappi olio vedi il nostro sito web

▪ RADIAL AND AXIAL LOADS

Output shaft
Albero di uscita

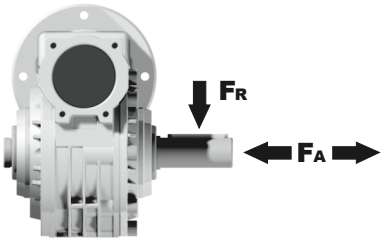

n_2 [min^{-1}]	FA [N]	FR [N]
200	360	1800
150	400	2000
100	460	2300
75	500	2500
50	600	3000
25	700	3800
15	800	4000

Input shaft
albero in entrata

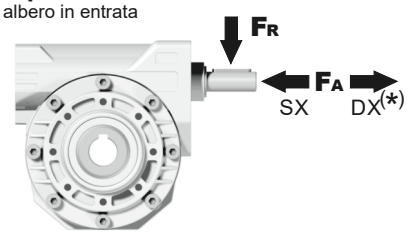

n_1 [min^{-1}]	FA [N]	FR [N]
1400	90	450

***Strong axial loads in the DX direction are not allowed.**
Non sono consentiti forti carichi assiali con direzione DX

tab. 2