Ficha Técnica
Reductor de velocidad
REDUCTOR EN LINEA

MODELO	511A	
Ø EJE DE SALIDA	28	mm
RELACIÓN APROXIMADA	11	
RELACIÓN EXACTA	10.50	
VELOCIDAD DE SALIDA	133	RPM
VELOCIDAD DE SALIDA EXACTA	139	RPM
POTENCIA DE ENTRADA	0.75	KW
ROTACIÓN DE ENTRADA	1400	RPM
PAM DE ENTRADA	80B5	
PAR DE SALIDA	49.42	N.m
PAR NOMINAL	80.00	N.m
POTENCIA NOMINAL	1.1	KW
FACTOR DE SERVICIO	1.47	
EFICIENCIA DINÁMICA	0.92	

Cantidad de Aceite (L)

B3/H1	B6/H4	B7/H3	B8/H2	V5/H5	V6/H6
0.29	0.29	0.29	0.29	0.29	0.29

Cargas Radiales y Axiales

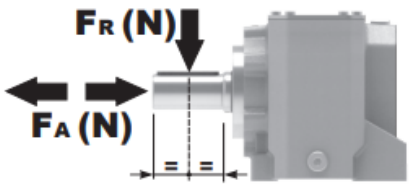

n_2 [min-1]	FA [N]	FR [N]
700	294	1470
400	370	1850
200	460	2300
140	510	2550

Universal Motors S.A.
Rua Comendador Brandão, 484
4495-375 Póvoa de Varzim
geral@universalmotors.pt
TEL.: 252 299 080

Universal Motors UK, Ltd
Unit E2, Meltham Mills Road
West Yorkshire HD9 4AR
enquiries@universalmotors-group.co.uk
TEL.: +44(0) 1484660222

Universal Motors SL
C/La Habana n.6 nave 4 PI Camporroso
28806 Alcala de Henares
info@universalmotors-group.es
TEL.: 918 864 213

Gearbox weight peso riduttore	5.00 kg

P511-F... Output flanges
flange di uscita

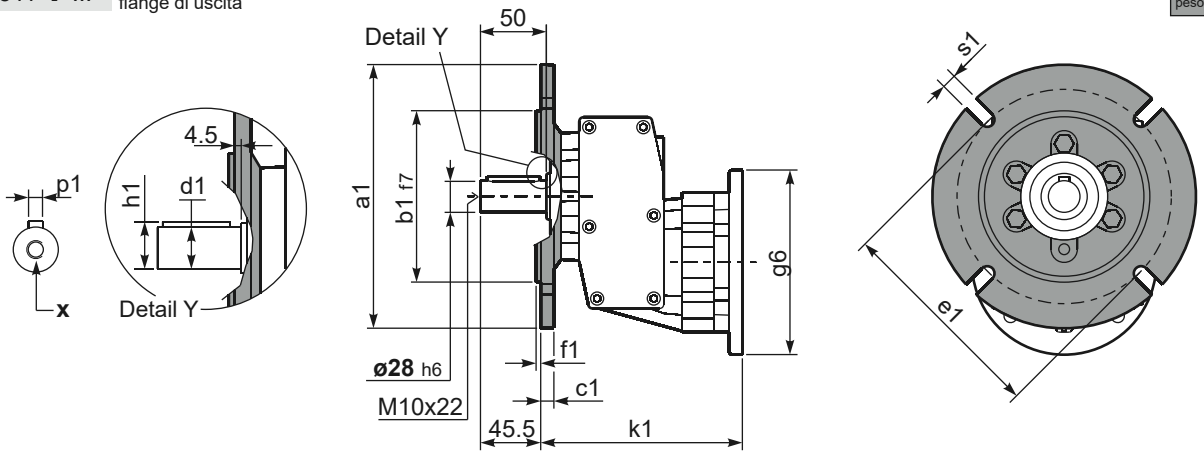

***Available output shaft** / Albero di uscita

	Shaft - d1	p1	h1	x
Standard	ø 28x50	8	31	M10x22
On request A richiesta	ø 24x50	8	27	M8x19

Available output flanges / flange di uscita

a1 ø	b1	c1	e1	f1	s1	kit code
120	80	10	100	3	7	KC40.9.010
140	95	10	115	3	9	KC40.9.011
160	110	10	130	3.5	9	KC40.9.012
200	130	11	165	3.5	11	KC40.9.013
250	180	11.5	215	3.5	14	KC40.9.014

P511A-H1. With feet
Con piedini

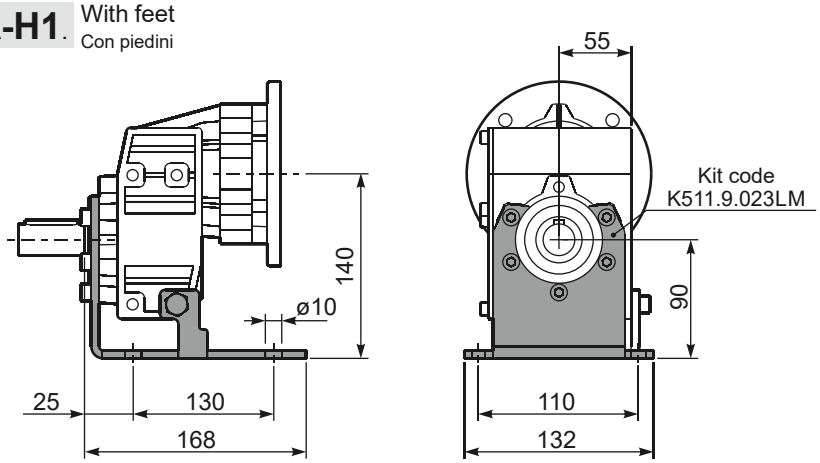

R511A-N... Input Shaft
Albero in entrata

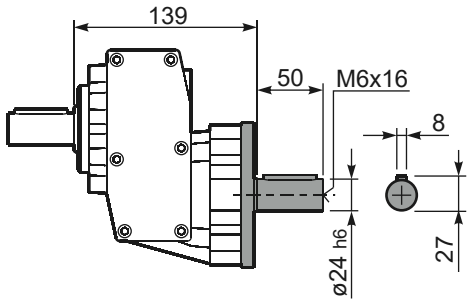

P511-N... Basic gearbox
Riduttore base

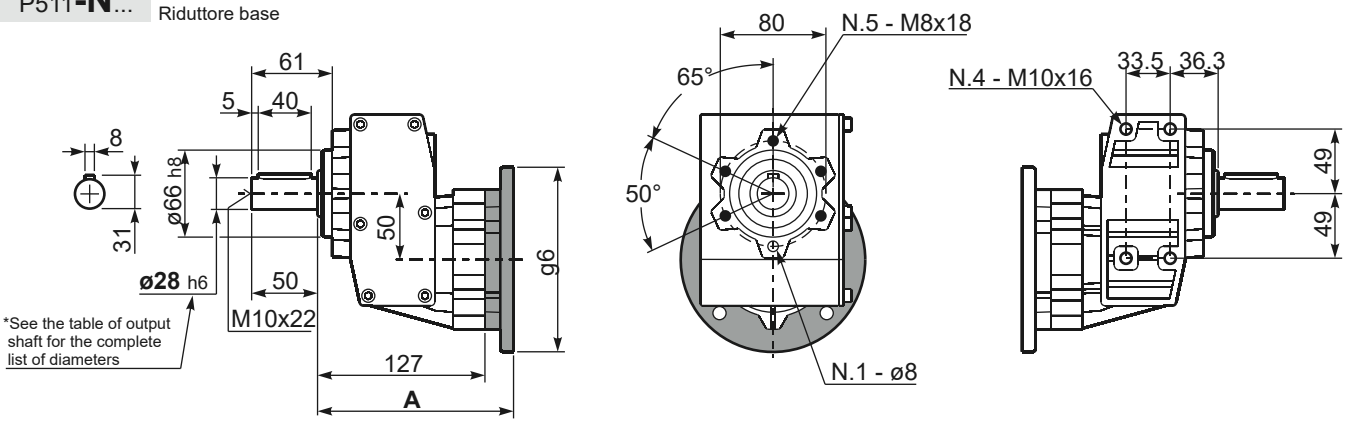

B5 Motor Flanges	A	g6	k1	kit code
71 B5	145.5	160	150	K023.4.041
80/90 B5	147.5	200	152	K023.4.042
100/112 B5	156.5	250	161	K023.4.043
132 B5	174.5	300	179	KC50.4.043

B14 Motor Flanges	A	g6	k1	kit code
80 B14	147.5	120	152	K085.4.046
90 B14	147.5	140	152	K085.4.045
100/112 B14	156.5	160	161	K085.4.047
132 B14	174.5	200	179	KC50.4.041