Ficha Técnica
Redutor de Velocidade
# PARAFUSO SEM FIM REDONDO

| | | |
|---|---|---|
| MODELO | 045 | |
| Ø VEIO SAÍDA | 18 | mm |
| RÁCIO APROXIMADO | 20 | |
| RÁCIO EXATO | 21.00 | |
| VELOCIDADE SAÍDA | 73 | RPM |
| VELOCIDADE SAÍDA EXATA | 70 | RPM |
| POTÊNCIA ENTRADA | 0.37 | KW |
| ROTAÇÃO ENTRADA | 1400 | RPM |
| PAM ENTRADA | 71B14 | |
| TORQUE SAÍDA | 35.51 | N.m |
| TORQUE NOMINAL | 41.00 | N.m |
| POTÊNCIA NOMINAL | 0.43 | KW |
| FATOR SERVIÇO | 1.16 | |
| EFICIÊNCIA DINÂMICA | 0.67 | |



## QUANTIDADE DE ÓLEO (L)

| B3/H1 | B6/H4 | B7/H3 | B8/H2 | V5/H5 | V6/H6 |
|---|---|---|---|---|---|
| 0.09 | 0.09 | 0.09 | 0.09 | 0.09 | 0.09 |

## CARGAS RADIAIS E AXIAIS

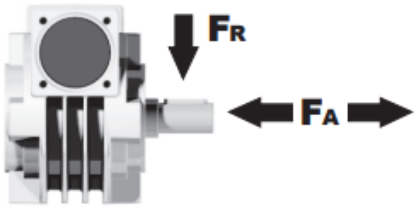


| $n_2$ [min-1] | FA [N] | FR [N] |
|---|---|---|
| 200 | 180 | 900 |
| 100 | 220 | 1100 |
| 50 | 260 | 1400 |
| 15 | 400 | 2000 |

Universal Motors S.A.
Rua Comendador Brandão, 484
4495-375 Póvoa de Varzim
geral@universalmotors.pt
TEL.: 252 299 080

Universal Motors UK, Ltd
Unit E2, Meltham Mills Road
West Yorkshire HD9 4AR
enquiries@universalmotors-group.co.uk
TEL.: +44(0) 1484660222

Universal Motors SL
C/La Habana n.6 nave 4 PI Camporroso
28806 Alcala de Henares
info@universalmotors-group.es
TEL.: 918 864 213

## P045**FB**... Basic wormbox
Riduttore base

| M. flanges | Kit code | øF | A |
|---|---|---|---|
| **63B5** | K050.4.041 | 138 | 74 |
| **71B5** | K050.4.042 | 160 | 71.5 |
| | | | |
| **56B14** | KC40.4.049 | 80 | 71.5 |
| **63B14** | K050.4.047 | 90 | 74 |
| **71B14** | K050.4.045 | 105 | 71.5 |

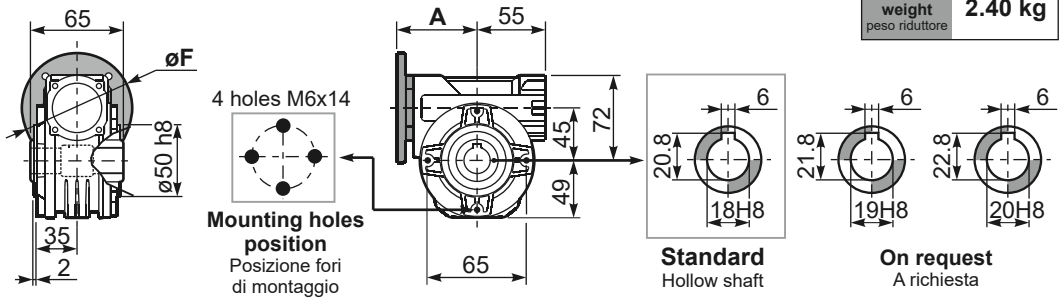


**Gearbox weight** peso riduttore **2.40 kg**

## P045**PA**... Feet
Piedini

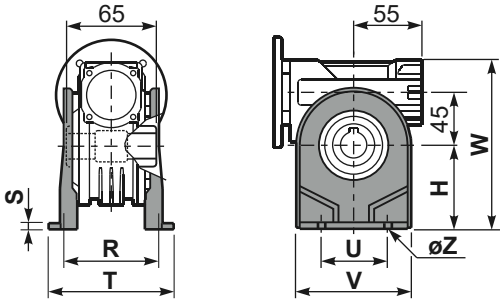


## P045**PB**... Feet
Piedini

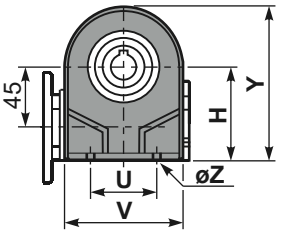


## P045**PV**... Feet
Piedini

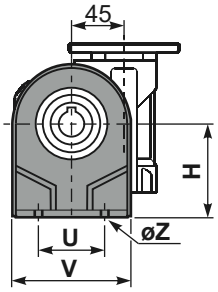


| | H | R | S | T | U | V | Y | W | øZ | kit code |
|---|---|---|---|---|---|---|---|---|---|---|
| type **B** | 72 | 81 | 3 | 100 | 52 | 98 | 121 | 144 | ø10.5 | K045.9.022 |
| type **S** | 71 | 84 | 8 | 100 | 70 | 90 | 120 | 143 | ø8 | KS045.9.023 |

## P045**FC**... Output flange
Flangia uscita

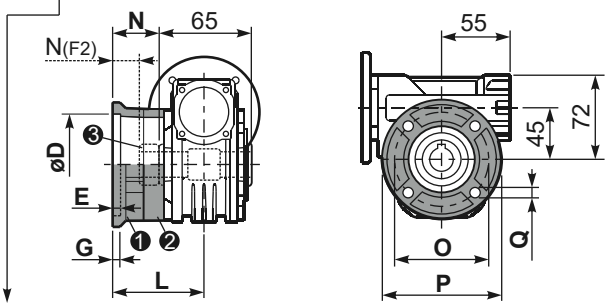


| type **B** | øD | E | G | L | N | O | P | Q | kit code |
|---|---|---|---|---|---|---|---|---|---|
| **FC** | $60^{+0.15}_{+0.05}$ | 9 | 9 | 60.5 | 28 | 87 | 110 | 8.5 | ❶ K045.9.010<br>❷ - |
| **FL** | $60^{+0.15}_{+0.05}$ | 9 | 9 | 90.5 | 58 | 87 | 110 | 8.5 | ❶ K045.9.010<br>❷ K045.0.200 |

| type **S** | øD | E | G | L | N | O | P | Q | kit code |
|---|---|---|---|---|---|---|---|---|---|
| **F1** | $95^{+0.20}_{+0.15}$ | 4 | 11 | 73.5 | 41 | 115 | 140 | 9 | ❶ KS045.9.013<br>❷ - |
| **F2** | $60^{+0.15}_{+0.05}$ | 9 | 9 | 60.5 | 19 | 87 | 110 | 8.5 | ❶ KS045.9.010<br>❸ S045.0.204 |
| **F3** | $80^{+0.15}_{+0.10}$ | 3 | 8 | 51.5 | 19 | 100 | 120 | 9 | ❶ KS045.9.014<br>❷ - |

## **R**045FB... Input shaft
Albero in entrata

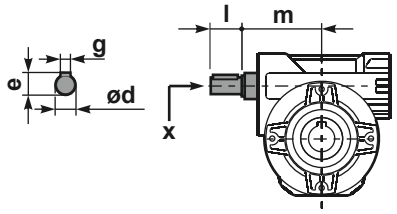


| | ød | e | g | l | m | x | kit code |
|---|---|---|---|---|---|---|---|
| type **B** | 11 h6 | 12.5 | 4 | 30 | 68 | - | ❶ K045.5.006 PAM71<br>❷ - |
| type **S** | - | - | - | - | - | - | ❶ -<br>❷ - |

## P045**BR**... Reaction arm
Braccio di reazione

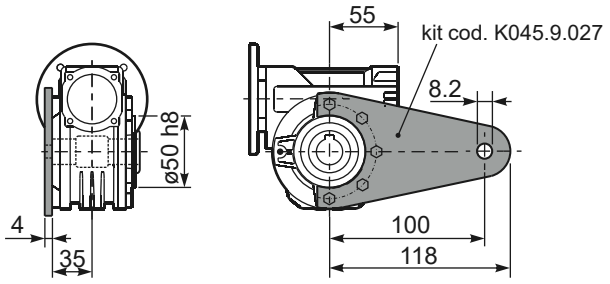


## P045.....**S**... Single Shaft
Albero lento semplice

## P045.....**D**... Double Shaft
Albero lento bisp.

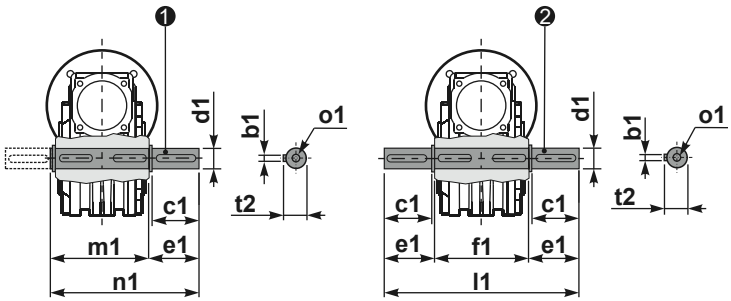


❶ kit cod. K045.5.028 type **B**
kit cod. KS045.5.030 type **S**

❷ kit cod. K045.5.029 type **B**

| | b1 | c1 | d1 | e1 | f1 | l1 | m1 | n1 | t2 | o1 |
|---|---|---|---|---|---|---|---|---|---|---|
| type **B** | 6 | 32 | $18^{-0.005}_{-0.020}$ | 43 | 65 | 151 | 70 | 113 | 20.5 | M6x18 |
| type **S** | 6 | 40 | $19^{-0.005}_{-0.020}$ | 58.8 | - | - | 70 | 128.5 | 21.5 | M8x20 |