Ficha Técnica
Redutor de Velocidade
PARAFUSO SEM FIM REDONDO

| | | |
|---|---|---|
| MODELO | 063 | |
| Ø VEIO SAÍDA | 25 | mm |
| RÁCIO APROXIMADO | 40 | |
| RÁCIO EXATO | 40.00 | |
| VELOCIDADE SAÍDA | 37 | RPM |
| VELOCIDADE SAÍDA EXATA | 37 | RPM |
| POTÊNCIA ENTRADA | 0.75 | KW |
| ROTAÇÃO ENTRADA | 1400 | RPM |
| PAM ENTRADA | 80B14 | |
| TORQUE SAÍDA | 135.05 | N.m |
| TORQUE NOMINAL | 140.00 | N.m |
| POTÊNCIA NOMINAL | 0.78 | KW |
| FATOR SERVIÇO | 1.04 | |
| EFICIÊNCIA DINÂMICA | 0.66 | |



## QUANTIDADE DE ÓLEO (L)

| B3/H1 | B6/H4 | B7/H3 | B8/H2 | V5/H5 | V6/H6 |
|---|---|---|---|---|---|
| 0.4 | 0.4 | 0.4 | 0.4 | 0.4 | 0.4 |

## CARGAS RADIAIS E AXIAIS

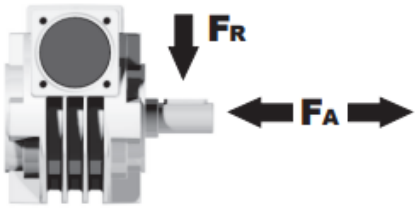


| $n_2$ [min-1] | FA [N] | FR [N] |
|---|---|---|
| 200 | 360 | 1800 |
| 100 | 460 | 2300 |
| 50 | 600 | 3000 |
| 15 | 800 | 4000 |

Universal Motors S.A.
Rua Comendador Brandão, 484
4495-375 Póvoa de Varzim
geral@universalmotors.pt
TEL.: 252 299 080

Universal Motors UK, Ltd
Unit E2, Meltham Mills Road
West Yorkshire HD9 4AR
enquiries@universalmotors-group.co.uk
TEL.: +44(0) 1484660222

Universal Motors SL
C/La Habana n.6 nave 4 PI Camporroso
28806 Alcala de Henares
info@universalmotors-group.es
TEL.: 918 864 213

1

## ▪ QUICK SELECTION / Selezione veloce

**input speed ($n_1$) = 1400 min$^{-1}$**

| Output Speed $n_2$ [min$^{-1}$] | Ratio i | Motor power $P_{1M}$ [kW] | Output torque $M_{2M}$ [Nm] | Service factor f.s. | Nominal power $P_{1R}$ [kW] | Nominal torque $M_{2R}$ [Nm] | Available B5 motor flanges -B 63 | -C 71 | -D 80 | -E 90 | Available B14 motor flanges -Q 71 | -R 80 | -T 90 | Dynamic efficiency RD | Tooth Module [mm] | Ratios code |
|---|---|---|---|---|---|---|---|---|---|---|---|---|---|---|---|---|
| 200 | **7** | 1.8 | 71 | 1.8 | **3.2** | **125** | | **B** | **B** | | **B**-C | **B**-C | | 83 | 3.1 | 01 |
| 140 | **10** | 1.8 | 99 | 1.4 | **2.4** | **134** | | **B** | **B** | | **B**-C | **B**-C | | 81 | 3.1 | 02 |
| 93 | **15** | 1.5 | 121 | 1.1 | **1.7** | **138** | | **B** | **B** | | **B**-C | **B**-C | | 79 | 3.1 | 03 |
| 74 | **19** | 1.1 | 111 | 1.2 | **1.4** | **138** | | **B** | **B** | | **B**-C | **B**-C | | 78 | 2.6 | 04 |
| 58 | **24** | 1.1 | 135 | 1.0 | **1.2** | **142** | | **B** | **B** | | **B**-C | **B**-C | | 75 | 2.0 | 05 |
| 47 | **30** | 1.1 | 167 | 0.9 | **0.96** | **146** | | **B** | **B** | | **B**-C | **B**-C | | 74 | 3.2 | 06 |
| 39 | **36** | 0.75 | 125 | 1.2 | **0.88** | **147** | | **B** | **B** | | **B**-C | **B**-C | | 68 | 2.7 | 07 |
| 35 | **40** | 0.75 | 135 | 1.0 | **0.78** | **140** | | **B** | **B** | | **B**-C | **B**-C | | 66 | 2.5 | 13 |
| 31 | **45** | 0.55 | 111 | 1.2 | **0.67** | **135** | B | **B** | | | **B**-C | C | | 66 | 2.1 | 08 |
| 23 | **60** | 0.55 | 140 | 0.9 | **0.51** | **130** | B | **B** | | | **B**-C | C | | 62 | 1.6 | 12 |
| 21 | **67** | 0.55 | 151 | 0.8 | **0.45** | **124** | B | **B** | | | **B**-C | C | | 60 | 1.5 | 09 |
| 17.5 | **80** | 0.37 | 115 | 1.0 | **0.38** | **119** | B | **B** | | | **B**-C | C | | 57 | 1.3 | 10 |
| 14.9 | **94** | 0.37 | 123 | 1.0 | **0.36** | **119** | B | **B** | | | **B**-C | C | | 52 | 1.1 | 11 |

**Motor Flanges Available** Flange Motore Disponibili

B) **Supplied with Reduction Bushing** Fornito con Bussola di Riduzione

**B) Available on Request without reduction bushing** Disponibile a Richiesta senza Bussola di Riduzione

C) **Motor Flange Holes Position** Posizione Fori Flangia Motore

**EN** Unit **063** is supplied with synthetic oil, providing "long life" lubrication. For mounting position V5-V6 please contact us.
See table 1 for lubrication and recommended quantity.
In table 2 please see possible radial loads and axial loads on the gearbox.

**I** Il riduttore tipo **063** viene fornito lubrificato a vita con olio sintetico. Per posizioni V5-V6 contattare il ns. servizio tecnico.
Vedi tab.1 per oli e quantità consigliati.
In tab.2 sono presenti i carichi radiali e assiali applicabili al riduttore.

**D** Für die Lebensdauerschmierung ist das Getriebe der Größe **063** mit synthetischem Öl befüllt.
Bei Einbaulage V5 oder V6 bitten wir um Rücksprache.
In Tabelle 1 ist die Schmiermenge und das empfohlene Schmiermittel angegeben.
In Tabelle 2 sind die zulässigen Radial - und Axialbelastungen des Getriebes aufgeführt.

**F** Le réducteur de type **063** est fourni lubrifié à vie avec de l'huile synthétique. Concernant les positions V5.V6, contactez notre service d'assistance technique.
Voir tableau 1 concernant les huiles et les quantités conseillées.
Les charges radiales et axiales applicables au réducteur sont précisées dans le tableau 2.

**E** El reductor tamaño **063** se suministra, lubricado de por vida con aceite sintético. Para las posiciones V5 y V6 contactar con nuestro servicio técnico.
Ver tabla 1, para cantidades y aceites recomendados.
En la tabla 2, se encuentran las cargas radiales y axiales admitidas por el reductor.

## ▪ LUBRICATION 063 Oil Quantity 0.40 Lt.

| | |
|---|---|
| **SHELL** Omala S4 WE 320 | **ENI** Telium VSF 320 |

**For all details on lubrication and plugs check our website** **tab. 1**
Per maggiori dettagli su lubrificazione e tappi olio vedi il nostro sito web

## ▪ RADIAL AND AXIAL LOADS

**Output shaft**
Albero di uscita

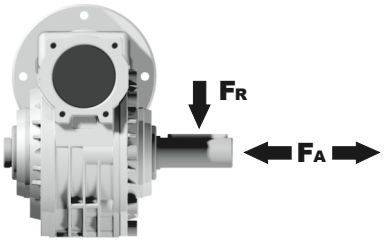


| $n_2$ [min$^{-1}$] | FA [N] | FR [N] |
|---|---|---|
| **200** | 360 | 1800 |
| **150** | 400 | 2000 |
| **100** | 460 | 2300 |
| **75** | 500 | 2500 |
| **50** | 600 | 3000 |
| **25** | 700 | 3800 |
| **15** | 800 | 4000 |

**Input shaft**
albero in entrata

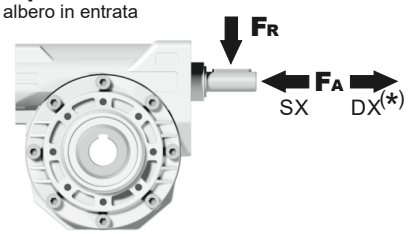


| $n_1$ [min$^{-1}$] | FA [N] | FR [N] |
|---|---|---|
| **1400** | 90 | 450 |

***Strong axial loads in the DX direction are not allowed.**
Non sono consentiti forti carichi assiali con direzione DX

**tab. 2**