Ficha Técnica
Redutor de Velocidade
UMSG

MODELO	UMSG30	
Ø VEIO SAÍDA	14	mm
RÁCIO APROXIMADO	30	
RÁCIO EXATO	30.00	
VELOCIDADE SAÍDA	49	RPM
VELOCIDADE SAÍDA EXATA	49	RPM
POTÊNCIA ENTRADA	0.18	KW
ROTAÇÃO ENTRADA	1400	RPM
PAM ENTRADA	63B5	
TORQUE SAÍDA	23.94	N.m
TORQUE NOMINAL	19.95	N.m
POTÊNCIA NOMINAL	0.15	KW
FATOR SERVIÇO	0.83	
EFICIÊNCIA DINÂMICA	0.65	



QUANTIDADE DE ÓLEO (L)

B3/H1	B6/H4	B7/H3	B8/H2	V5/H5	V6/H6
0.05	0.05	0.05	0.05	0.05	0.05

CARGAS RADIAIS E AXIAIS

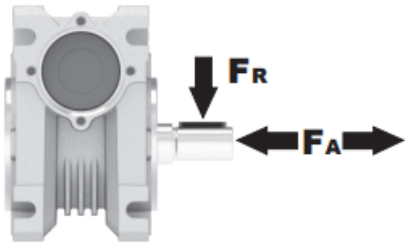

n_2 [min-1]	FA [N]	FR [N]
200	120	600
100	160	800
50	200	1000
15	280	1400

Universal Motors S.A.
Rua Comendador Brandão, 484
4495-375 Póvoa de Varzim
geral@universalmotors.pt
TEL.: 252 299 080

Universal Motors UK, Ltd
Unit E2, Meltham Mills Road
West Yorkshire HD9 4AR
enquiries@universalmotors-group.co.uk
TEL.: +44(0) 1484660222

Universal Motors SL
C/La Habana n.6 nave 4 Pl Camporroso
28806 Alcala de Henares
info@universalmotors-group.es
TEL.: 918 864 213

3D dimensions UMSG30

Basic wormbox

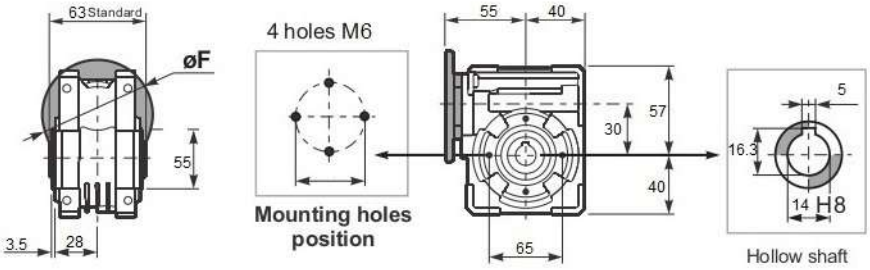

Square flange FA

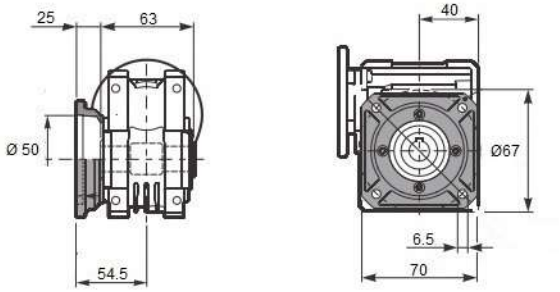

Single Shaft

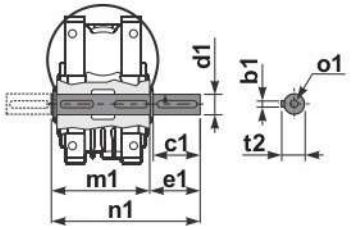

b1	c1	d1	e1	m1	n1	t2	o1
5	30	14	32.5	63	102	16	M6

Feet

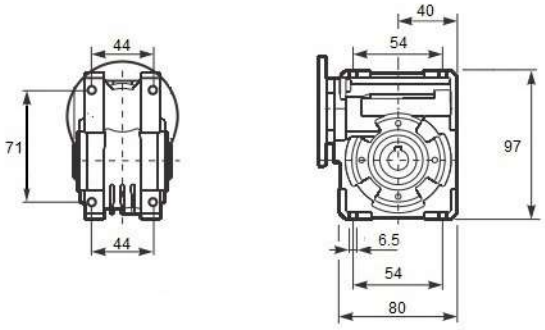

Reaction arm

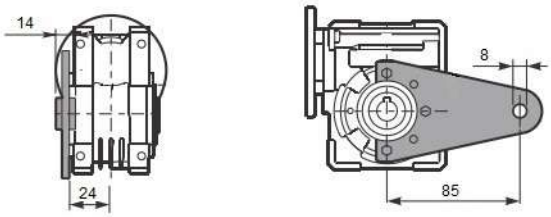

1400 rpm	N2	Relação	P1	FS	P1n	M2	Rend.	Fr max	Veio		Flanges de entrada			
	rpm	i	kW		kW	Nm	%	N	Entrada	Saída	56	63		
UMSG30	187	7,5	0,25	1,6	0,41	18	0,85	683	11	14	B14/B5	B14/B5		
	140	10	0,25	1,3	0,32	18	0,82	752			B14/B5	B14/B5		
	93	15	0,25	0,9	0,23	18	0,77	861			B14/B5	B14/B5		
	70	20	0,18	1,0	0,18	18	0,73	948			B14/B5	B14/B5		
	56	25	0,18	1,0	0,18	20	0,68	1021			B14/B5	B14/B5		
	47	30	0,18	0,8	0,15	20	0,65	1085			B14/B5	B14/B5		
	35	40	0,12	0,9	0,11	18	0,59	1194			B14/B5	B14/B5		
	28	50	0,09	1,0	0,09	17	0,55	1286			B14/B5	B14/B5		
	23	60	0,09	0,9	0,08	16	0,51	1367	9		B14/B5			
	18	80	0,06	0,8	0,05	12	0,44	1504			B14/B5			