Ficha Técnica
Redutor de Velocidade
UMSG

MODELO	UMSG63	
Ø VEIO SAÍDA	25	mm
RÁCIO APROXIMADO	25	
RÁCIO EXATO	25.00	
VELOCIDADE SAÍDA	58	RPM
VELOCIDADE SAÍDA EXATA	58	RPM
POTÊNCIA ENTRADA	0.37	KW
ROTAÇÃO ENTRADA	1400	RPM
PAM ENTRADA	71B5	
TORQUE SAÍDA	49.21	N.m
TORQUE NOMINAL	133.01	N.m
POTÊNCIA NOMINAL	1	KW
FATOR SERVIÇO	2.70	
EFICIÊNCIA DINÂMICA	0.78	



QUANTIDADE DE ÓLEO (L)

B3/H1	B6/H4	B7/H3	B8/H2	V5/H5	V6/H6
0.3	0.3	0.3	0.3	0.3	0.3

CARGAS RADIAIS E AXIAIS

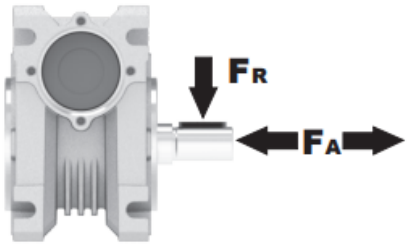

n_2 [min-1]	FA [N]	FR [N]
200	360	1800
100	460	2300
50	600	3000
15	800	4000

Universal Motors S.A.
Rua Comendador Brandão, 484
4495-375 Póvoa de Varzim
geral@universalmotors.pt
TEL.: 252 299 080

Universal Motors UK, Ltd
Unit E2, Meltham Mills Road
West Yorkshire HD9 4AR
enquiries@universalmotors-group.co.uk
TEL.: +44(0) 1484660222

Universal Motors SL
C/La Habana n.6 nave 4 Pl Camporroso
28806 Alcala de Henares
info@universalmotors-group.es
TEL.: 918 864 213

3D dimensions UMSG63

Basic wormbox

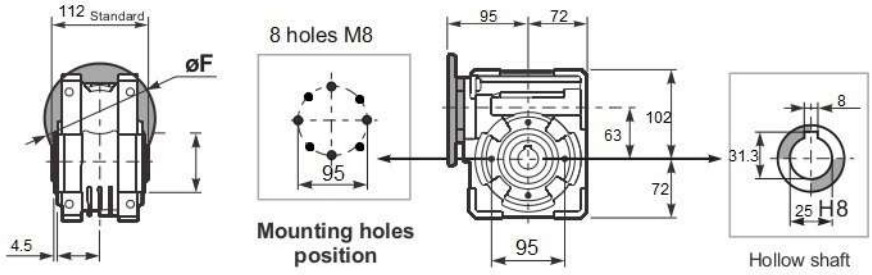

Square flange **FA**

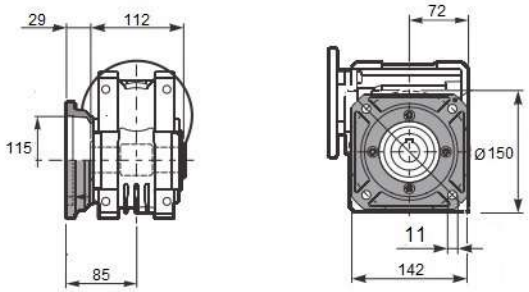

Square flange **FB**

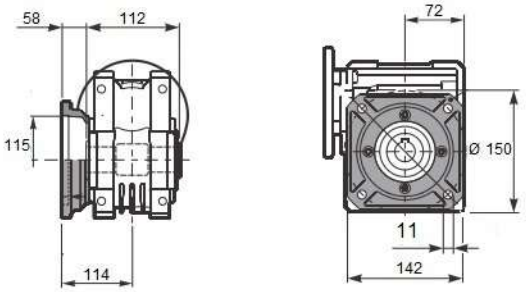

Feet

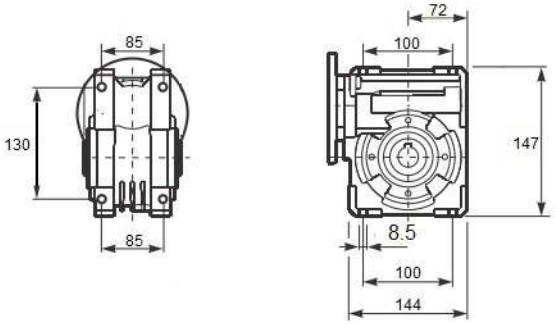

Reaction arm

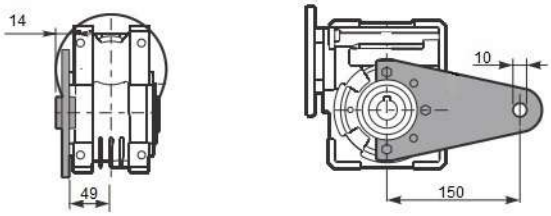

Single Shaft

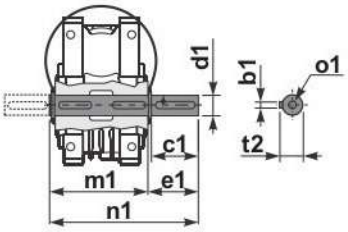

b1	c1	d1	e1	m1	n1	t2	o1
8	50	25	53.5	112	173	28	M10

1400 rpm	N2	Relação	P1	FS	P1n	M2	Rend.	Fr max	Veio		Flanges de entrada		
	rpm	i	kW		kW	Nm	%	N	Entrada	Saída	71	80	90
UMSG63	187	7,5	2,2	1,3	2,8	126	0,88	2359	24	25		B14/B5	B14/B5
	140	10	2,2	1,0	2,2	129	0,87	2597				B14/B5	B14/B5
	93	15	1,5	1,1	1,65	134	0,83	2973				B14/B5	B14/B5
	70	20	1,1	1,1	1,2	131	0,81	3272				B14/B5	B14/B5
	56	25	1,1	0,9	1	131	0,78	3524				B14/B5	B14/B5
	47	30	1,1	1,0	1,1	164	0,74	3745				B14/B5	B14/B5
	35	40	0,75	1,0	0,76	143	0,7	4122	19		B14/B5	B14/B5	B14/B5
	28	50	0,55	1,1	0,6	133	0,66	4440			B14/B5	B14/B5	
	23	60	0,55	0,9	0,51	130	0,62	4719			B14/B5	B14/B5	
	18	80	0,37	1,1	0,39	119	0,57	5193	14		B14/B5	B14/B5	
	14	100	0,37	0,9	0,34	118	0,51	5592			B14/B5		