


MODELO	UMSG75	
Ø VEIO SAÍDA	28	mm
RÁCIO APROXIMADO	30	
RÁCIO EXATO	30.00	
VELOCIDADE SAÍDA	49	RPM
VELOCIDADE SAÍDA EXATA	49	RPM
POTÊNCIA ENTRADA	0.75	KW
ROTAÇÃO ENTRADA	1400	RPM
PAM ENTRADA	80B14	
TORQUE SAÍDA	116.64	N.m
TORQUE NOMINAL	233.28	N.m
POTÊNCIA NOMINAL	1.5	KW
FATOR SERVIÇO	2.00	
EFICIÊNCIA DINÂMICA	0.76	



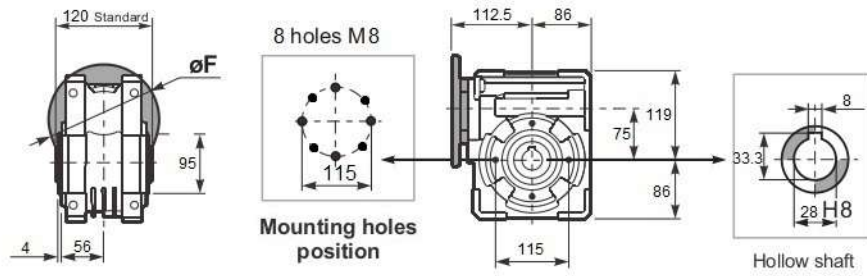
#### QUANTIDADE DE ÓLEO (L)

B3/H1	B6/H4	B7/H3	B8/H2	V5/H5	V6/H6
0.5	0.5	0.5	0.5	0.5	0.5

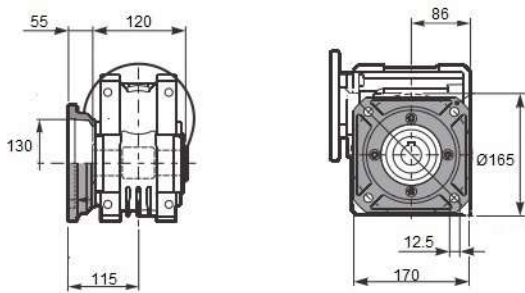
#### CARGAS RADIAIS E AXIAIS



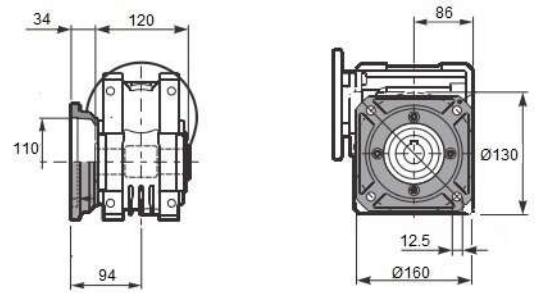
$n_2$ [min <sup>-1</sup> ]	FA [N]	FR [N]
200	460	2300
100	560	2800
50	720	3600
15	1000	5000



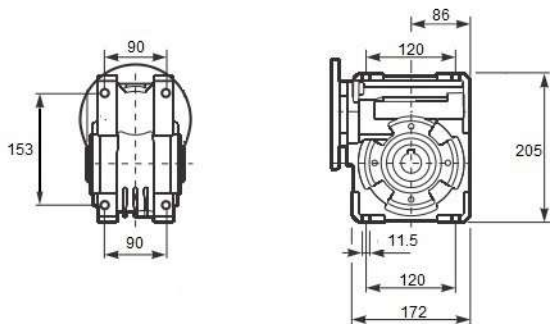
### Square flange FA



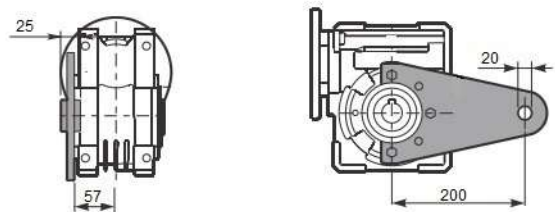
### Round flange FB



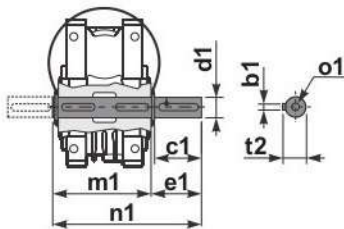
### Feet



### Reaction arm



### Single Shaft



b1	c1	d1	e1	m1	n1	t2	o1
8	60	28	63.5	120	192	31	M10

1400 rpm	N2	Relação	P1	FS	P1n	M2	Rend.	Fr max	Veio		Flanges de entrada				
	rpm	i	kW		kW	Nm	%	N	Entrada	Saída	71	80	90	100/112	
UMSG75	187	7,5	4	1,0	4,1	185	0,89	2785	28	28			B14/B5	B14/B5	
	140	10	3	1,1	3,2	190	0,88	3065					B14/B5	B14/B5	
	93	15	2,2	1,0	2,3	198	0,85	3509					B14/B5	B14/B5	
	70	20	1,5	1,3	1,9	210	0,82	3862	24				B14/B5	B14/B5	
	56	25	1,5	1,0	1,5	202	0,8	4160					B14/B5	B14/B5	
	47	30	1,5	1,0	1,5	233	0,76	4421					B14/B5	B14/B5	
	35	40	1,1	1,0	1,1	216	0,72	4865	19				B14/B5	B14/B5	
	28	50	0,75	1,2	0,89	206	0,69	5241					B5	B14/B5	
	23	60	0,75	1,0	0,75	197	0,65	5569					B5	B14/B5	
	18	80	0,55	1,1	0,58	197	0,6	6130	14				B5	B14/B5	
	14	100	0,37	1,3	0,48	180	0,55	6603					B5	B14/B5	