Ficha Técnica
Redutor de Velocidade
UMSG

MODELO	UMSG75	
Ø VEIO SAÍDA	28	mm
RÁCIO APROXIMADO	50	
RÁCIO EXATO	50.00	
VELOCIDADE SAÍDA	29	RPM
VELOCIDADE SAÍDA EXATA	29	RPM
POTÊNCIA ENTRADA	1.10	KW
ROTAÇÃO ENTRADA	1400	RPM
PAM ENTRADA	80B5	
TORQUE SAÍDA	258.85	N.m
TORQUE NOMINAL	209.44	N.m
POTÊNCIA NOMINAL	0.89	KW
FATOR SERVIÇO	0.81	
EFICIÊNCIA DINÂMICA	0.69	



QUANTIDADE DE ÓLEO (L)

B3/H1	B6/H4	B7/H3	B8/H2	V5/H5	V6/H6
0.5	0.5	0.5	0.5	0.5	0.5

CARGAS RADIAIS E AXIAIS

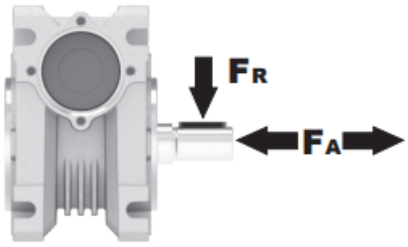

n_2 [min-1]	FA [N]	FR [N]
200	460	2300
100	560	2800
50	720	3600
15	1000	5000

Universal Motors S.A.
Rua Comendador Brandão, 484
4495-375 Póvoa de Varzim
geral@universalmotors.pt
TEL.: 252 299 080

Universal Motors UK, Ltd
Unit E2, Meltham Mills Road
West Yorkshire HD9 4AR
enquiries@universalmotors-group.co.uk
TEL.: +44(0) 1484660222

Universal Motors SL
C/La Habana n.6 nave 4 Pl Camporroso
28806 Alcala de Henares
info@universalmotors-group.es
TEL.: 918 864 213

3D dimensions UMSG75

Basic wormbox

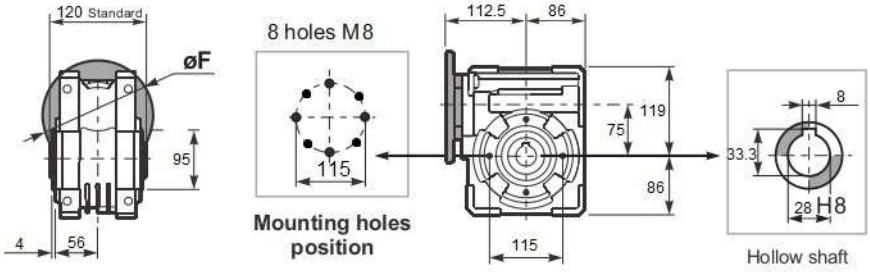

Square flange **FA**

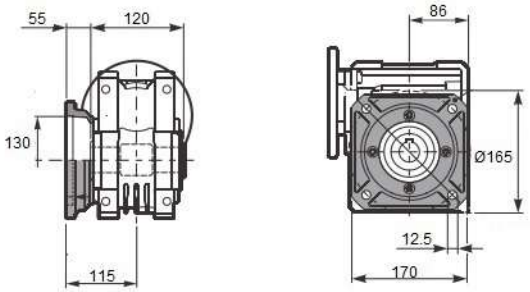

Round flange **FB**

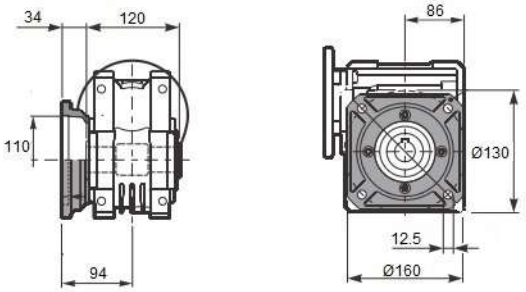

Feet

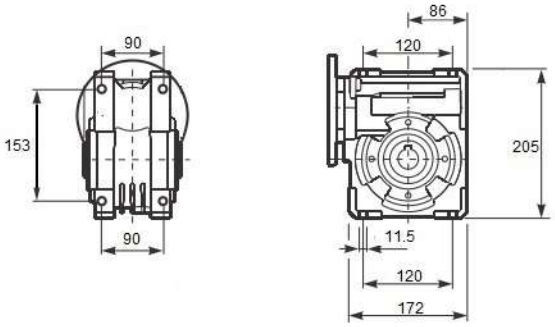

Reaction arm

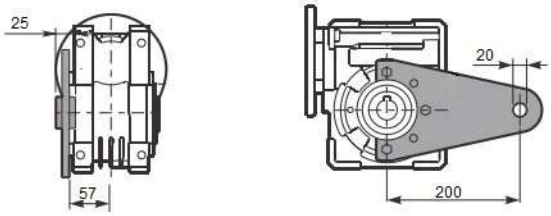

Single Shaft

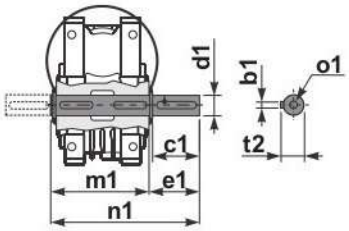

b1	c1	d1	e1	m1	n1	t2	o1
8	60	28	63.5	120	192	31	M10

1400 rpm	N2	Relação	P1	FS	P1n	M2	Rend.	Fr max	Veio		Flanges de entrada			
	rpm	i	kW		kW	Nm	%	N	Entrada	Saída	71	80	90	100/112
UMSG75	187	7,5	4	1,0	4,1	185	0,89	2785	28	28			B14/B5	B14/B5
	140	10	3	1,1	3,2	190	0,88	3065					B14/B5	B14/B5
	93	15	2,2	1,0	2,3	198	0,85	3509					B14/B5	B14/B5
	70	20	1,5	1,3	1,9	210	0,82	3862	24			B14/B5	B14/B5	
	56	25	1,5	1,0	1,5	202	0,8	4160				B14/B5	B14/B5	
	47	30	1,5	1,0	1,5	233	0,76	4421				B14/B5	B14/B5	
	35	40	1,1	1,0	1,1	216	0,72	4865				B14/B5	B14/B5	
	28	50	0,75	1,2	0,89	206	0,69	5241	19		B5	B14/B5		
	23	60	0,75	1,0	0,75	197	0,65	5569			B5	B14/B5		
	18	80	0,55	1,1	0,58	197	0,6	6130			B5	B14/B5		
	14	100	0,37	1,3	0,48	180	0,55	6603	14		B5	B14/B5		