Ficha Técnica
Redutor de Velocidade
UMSG

MODELO	UMSG90	
Ø VEIO SAÍDA	35	mm
RÁCIO APROXIMADO	30	
RÁCIO EXATO	30.00	
VELOCIDADE SAÍDA	49	RPM
VELOCIDADE SAÍDA EXATA	49	RPM
POTÊNCIA ENTRADA	1.10	KW
ROTAÇÃO ENTRADA	1400	RPM
PAM ENTRADA	90B14	
TORQUE SAÍDA	175.57	N.m
TORQUE NOMINAL	414.99	N.m
POTÊNCIA NOMINAL	2.6	KW
FATOR SERVIÇO	2.36	
EFICIÊNCIA DINÂMICA	0.78	



QUANTIDADE DE ÓLEO (L)

B3/H1	B6/H4	B7/H3	B8/H2	V5/H5	V6/H6
1	1	1	1	1	1

CARGAS RADIAIS E AXIAIS

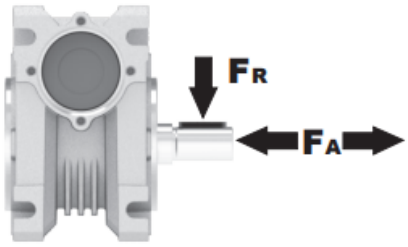

n_2 [min-1]	FA [N]	FR [N]
200	500	2500
100	600	3000
50	800	4000
15	1160	5800

Universal Motors S.A.
Rua Comendador Brandão, 484
4495-375 Póvoa de Varzim
geral@universalmotors.pt
TEL.: 252 299 080

Universal Motors UK, Ltd
Unit E2, Meltham Mills Road
West Yorkshire HD9 4AR
enquiries@universalmotors-group.co.uk
TEL.: +44(0) 1484660222

Universal Motors SL
C/La Habana n.6 nave 4 Pl Camporroso
28806 Alcala de Henares
info@universalmotors-group.es
TEL.: 918 864 213

3D dimensions UMSG90

Basic wormbox

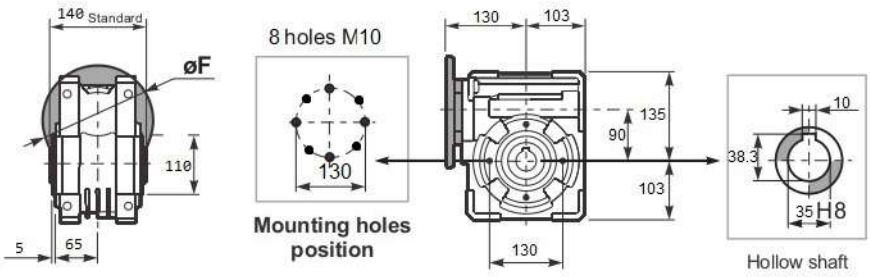

Square flange FA

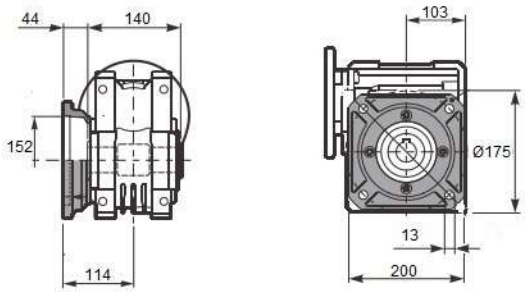

Round flange FB

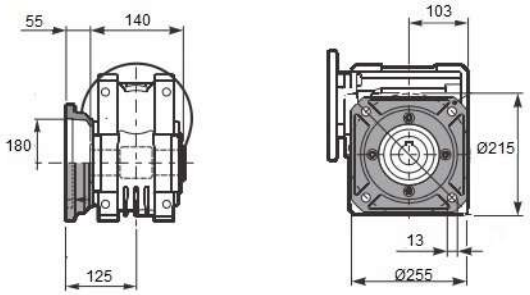

Feet

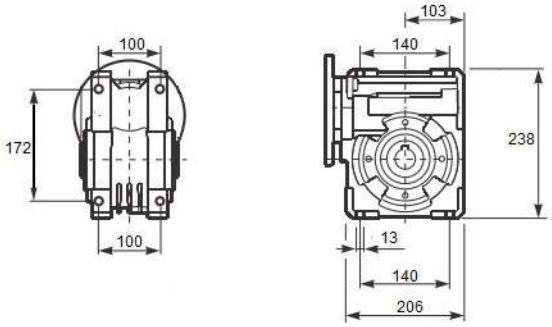

Reaction arm

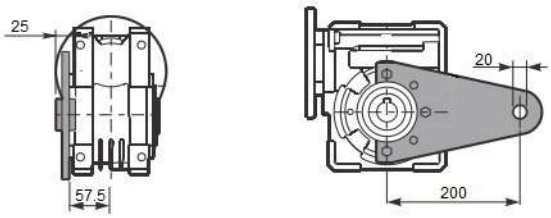

Single Shaft

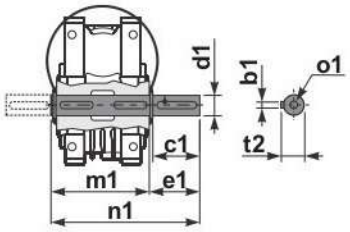

b1	c1	d1	e1	m1	n1	t2	o1
10	80	35	84.5	140	234	38	M12

1400 rpm	N2	Relação	P1	FS	P1n	M2	Rend.	Fr max	Veio		Flanges de entrada		
	rpm	i	kW		kW	Nm	%	N	Entrada	Saída	80	90	100/112
UMSG90	187	7,5	5,5	1,1	6,3	287	0,9	3081	28	35		B14/B5	B14/B5
	140	10	5,5	0,9	5,1	306	0,89	3391				B14/B5	B14/B5
	93	15	4	1,0	4,1	357	0,86	3882				B14/B5	B14/B5
	70	20	3	1,0	3,1	351	0,84	4273				B14/B5	B14/B5
	56	25	2,2	1,1	2,4	332	0,82	4603				B14/B5	B14/B5
	47	30	2,2	1,2	2,6	415	0,78	4891				B14/B5	B14/B5
	35	40	1,5	1,2	1,8	363	0,75	5383	24		B14/B5	B14/B5	
	28	50	1,1	1,3	1,4	339	0,72	5799			B14/B5	B14/B5	
	23	60	1,1	1,0	1,1	307	0,69	6163			B14/B5	B14/B5	
	18	80	0,75	1,1	0,83	285	0,63	6783	19		B14/B5		
	14	100	0,55	1,2	0,67	270	0,59	7306			B14/B5		