Ficha Técnica
Redutor de Velocidade
UMSG

MODELO	UMSG110	
Ø VEIO SAÍDA	42	mm
RÁCIO APROXIMADO	80	
RÁCIO EXATO	80.00	
VELOCIDADE SAÍDA	18	RPM
VELOCIDADE SAÍDA EXATA	18	RPM
POTÊNCIA ENTRADA	1.10	KW
ROTAÇÃO ENTRADA	1400	RPM
PAM ENTRADA	90B14	
TORQUE SAÍDA	402.16	N.m
TORQUE NOMINAL	511.84	N.m
POTÊNCIA NOMINAL	1.4	KW
FATOR SERVIÇO	1.27	
EFICIÊNCIA DINÂMICA	0.67	



QUANTIDADE DE ÓLEO (L)

B3/H1	B6/H4	B7/H3	B8/H2	V5/H5	V6/H6
3	2.5	2.5	2.2	3	2.2

CARGAS RADIAIS E AXIAIS

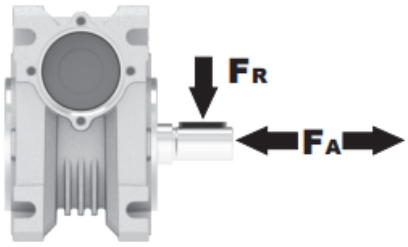

n_2 [min-1]	FA [N]	FR [N]
200	600	2900
100	750	3600
50	920	4600
15	1400	7000

Universal Motors S.A.
Rua Comendador Brandão, 484
4495-375 Póvoa de Varzim
geral@universalmotors.pt
TEL.: 252 299 080

Universal Motors UK, Ltd
Unit E2, Meltham Mills Road
West Yorkshire HD9 4AR
enquiries@universalmotors-group.co.uk
TEL.: +44(0) 1484660222

Universal Motors SL
C/La Habana n.6 nave 4 Pl Camporroso
28806 Alcala de Henares
info@universalmotors-group.es
TEL.: 918 864 213

3D dimensions UMSG110

Basic wormbox

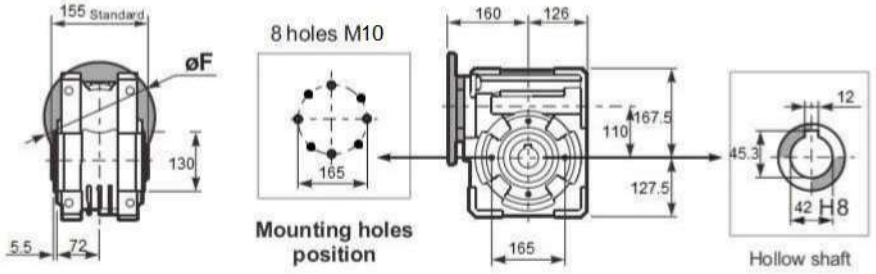

Square flange FA

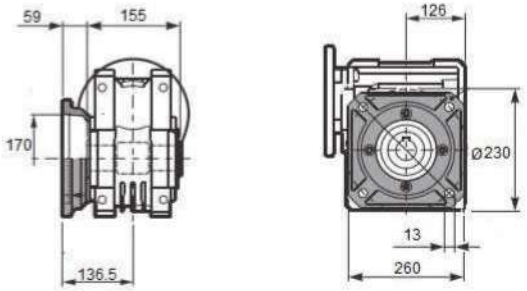

Single Shaft

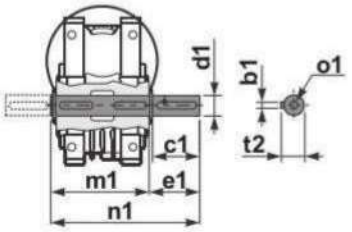

b1	c1	d1	e1	m1	n1	t2	o1
12	80	42	84.5	155	249	45	M16

Feet

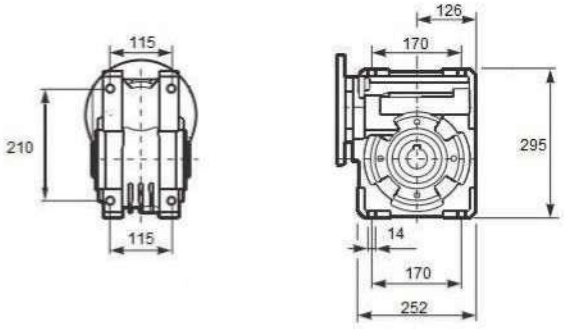

Reaction arm

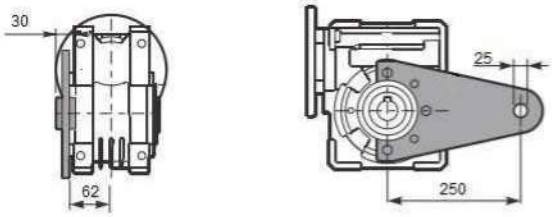

1400 rpm	N2	Relação	P1	FS	P1n	M2	Rend.	Fr max	Veio		Flanges de entrada			
	rpm	i	kW		kW	Nm	%	N	Entrada	Saída	80	90	100/112	132
UMSG110	187	7,5	7,5	1,6	12	546	0,9	3893	38	42			B14/B5	B14/B5
	140	10	7,5	1,3	9,8	588	0,89	4285					B14/B5	B14/B5
	93	15	7,5	1,0	7,5	660	0,86	4905					B14/B5	B14/B5
	70	20	5,5	1,0	5,6	649	0,85	5399					B14/B5	B14/B5
	56	25	5,5	1,0	5,7	665	0,84	5816	28			B14/B5	B14/B5	
	47	30	4,0	1,1	4,5	727	0,79	6181				B14/B5	B14/B5	
	35	40	3,0	1,1	3,3	693	0,78	6803				B14/B5	B14/B5	
	28	50	2,2	1,2	2,6	656	0,75	7325				B14/B5	B14/B5	
	23	60	1,5	1,4	2,1	620	0,72	7787				B14/B5	B14/B5	
	18	80	1,5	0,9	1,4	512	0,67	8571	24		B5	B14/B5		
	14	100	1,1	1,0	1,1	473	0,63	9232			B5	B14/B5		